





GOVERNMENT OF KARNATAKA



QUARTERLY  
INDEX OF INDUSTRIAL  
PRODUCTION  
JULY - SEPTEMBER - 2015  
(Provisional)

*January - 2016*  
**DIRECTORATE OF ECONOMICS AND STATISTICS**  
*Bangalore*

## PREFACE

“ Industry” plays a vital role in the economy of a state particularly in the area of production, distribution & employment. A reliable and adequate data on industrial statistics is a must for planning, particularly in formulating industrial policy & take up evaluation of the industrial programmes. The Index of Industrial Production is one of the prime indicators of the economic development for measurement of trend in the behavior of the industrial production, over a period of time with reference to a chosen base year.


The Directorate of Economics and Statistics has been compiling the index numbers of Industrial Production for Karnataka, in accordance with the guidelines of Central Statistics Office, Government of India. This report presents the provisional 2<sup>nd</sup> quarter index of industrial production for 2015-16 with base 2004-05. The report consists of Index of Industrial Production for Mining, Manufacturing & Electricity sectors, compared to previous year Second quarterly indices.

I owe thanks to Deputy Director General of Central Statistical Office and his colleagues of Industrial Statistics Wing, for the Co-operation extended to our staff to bring out the estimates on time. Our thanks are also extended to the Head of Indian Bureau of Mines, Nagpur and Central Electricity Authority, New Delhi. The co-operation extended by various industrial units in timely providing the production information is highly appreciated and acknowledged.

The report has been prepared under the over all supervision of Sri. Siddaraju K, Joint Director, SIP Division, with the assistance of Sri. K.Narasimha Phani and Honnaraju Deputy Director, Smt.R.Kumuda. Assistant Director and Smt. N.Annapurneshwari, & Smt. Chaya Joshi, Assistant Statistical Officers.

It is hoped that the present report on Provisional Quarterly Index of Industrial Production will serve the purpose of users who are interested in the study of industrial development of Karnataka State. Suggestions for its improvement will be highly appreciated.

Place : Bengaluru  
Date : 20-01-2016

  
(K.V. Subramanyam)  
Director

## CONTENTS

| <b>Sl. No.</b> | <b>Topic</b>  | <b>Page No.</b> |
|----------------|---|-----------------|
| 1.             | Introduction  | 4               |
| 2.             | History   | 4-5             |
| 3.             | Objective   | 5               |
| 4.             | Scope and Coverage  | 5               |
| 5.             | Source of Data  | 5-6             |
| 6.             | Base Year   | 6               |
| 7.             | Methodology   |                 |
|                | a. Item Basket  | 6-7             |
|                | b. Weighting Diagram  | 7-10            |
|                | c. Computation of Index   | 10-11           |
| 8.             | Steps involved in computing Quarterly indices for 2015-16                   | 11              |
| 9.             | Review of the Quarterly index for September 2015 compared to September 2014 | 11-12           |
| 10.            | Statement – I   | 13              |
| 11.            | Chart No.1  | 13              |
| 12.            | Statement - II  | 14              |
| 13.            | Chart No.2  | 14              |
| 14.            | Statement - III   | 15              |
| 15.            | Chart No.3  | 16              |
| 16.            | Statement - IV  | 17-34           |
| 17.            | Statement - V   | 34              |

## **Index of Industrial Production**

### **Provisional Quarterly Report for September 2015**

#### **Introduction:**

Index of Industrial Production is one of the important macro economic indicator, the magnitude of which represents the status of production in the industrial sector for a given period of time as compared to a reference period of time. It is a statistical device which is used to measure the general level of industrial activity in the economy. It acts as an important tool for National/State accounts statistics and is being extensively used by Research Institute and Academicians.

#### **History :**

In India, the first official attempt to compute regularly the Index of Industrial Production was made much earlier than even the recommendations on the subject at the international level. The office of the Economic Advisor, Ministry of Commerce and Industry made the first attempt to compile and release of Index of Industrial Production with base year 1937. With the inception of Central Statistics Office in 1951, the responsibility was vested to this office. As such All-India Index of Industrial Production is being released as a monthly series since 1950. In order to measure realistically the growth in the industrial sector, it becomes necessary to revise the base year of Index of Industrial Production periodically. As such the base year was revised successively to 1946, 1951, 1956, 1960, 1970, 1980-81, 1993-94, 1999-2000 and 2004-05.

But these indices at all India level measured at macro-level and do not fulfill the requirements of individual states, in view of their differing pattern of industrial structure and different levels of industrial development. Hence the need for indices at the State level was keenly felt. In Karnataka, Directorate of Economics and Statistics brought its first report on the subject with the base year 1970=100 in the year 1979. Then it was revised during 1980-81, 1993-94, 1999-2000 and 2004-05.

Karnataka State had made its maiden attempt to compile and release the Quarterly Index of Industrial Production with base year 1993-94 since 2002, under the guidance of Central Statistics Office, New Delhi. The intention was to utilize this index as a short-term indicator to measure industrial growth till the actual results from Annual Survey of Industries become available.

In order to keep synchronization with the base year of All-India Index of Industrial Production and to capture rapid structural changes in the industrial sector in the states/Union Territories under the guidance of Technical Advisory Committee(TAC), Central Statistics Office has decided to shift the base year from 1993-94 to 1999-2000

then to 2004-05 by dropping obsolete items and including the new items in the basket. Accordingly State Government has shifted its base year from 1993-94 to 1999-2000 and from 1999-2000 to 2004-05. The compilation of index of industrial production for 2015-16 is fifth issue in this series. Accordingly the computed general index for Second quarter of 2015-16 is presented in this report along with the corresponding period of the previous year for comparison.

**Objective:** The main objective is to gauge the industrial growth in terms of production relatives and to assess the performance of different sectors viz., Mining, Manufacturing and Electricity of Industry.

### **Scope and Coverage:**

The Index of Industrial Production in Karnataka as per National Industrial Classification (NIC) is restricted to Mining, Manufacturing and Electricity (generation) sectors, which significantly contribute to the state domestic product in general and to industrial sector in particular.

- (i) Under Mining sector out of 21 major minerals 7 minerals were selected which accounts for 90% coverage of the total Gross value added (GVA) for mineral production.
- (ii) The Manufacturing sector covers the industries registered under sections 2(m)(i) and 2(m)(ii) of the Factories Act 1948 and functioning within the jurisdiction of Karnataka. Based on the list of factories obtained from Director, Directorate of Factories and Boilers Bengaluru, 819 industrial units from 30 districts were selected to compute the indices. Thus index of manufacturing sector is restricted to organised sector only.
- (iii) Generation of Electricity Covers Nuclear, Thermal and Hydro Divisions of the State.

### **Source of Data:**

- (i) Mining Sector : The information is obtained from Indian Bureau of Mines, Nagpur.
- (ii) Manufacturing Sector:
  - a) The data is directly obtained from the selected manufacturing units in the state.
  - b) Production particulars for the non responding working units are

estimated by studying the general trend of that particular industry group and the previous year data.

(iii) Electricity Sector:

The information is obtained from the Central Electricity Authority, New Delhi.

### **Base Year:**

The Base Year of the Index Numbers is revised in accordance with the guidelines of Central Statistics Office, Government of India on the recommendations of the **Technical Advisory Committee** constituted by Central Statistics Office, New Delhi.

- (i) This would enable to obtain accurate production information for relevant products and simultaneously eliminate the items no longer in the production process. In other words this would reflect the changing pattern of the industrial sector over a period of time.
- (ii) This would examine all technical issues relating to compilation of comparable state level Index of Industrial Production and facilitate comparative studies on performance of states in the Industries sector by adopting uniform methodology in respect of Base Year, Item Basket & Weighting Diagram.

Now, on the recommendation of Technical Advisory Committee, State has shifted the base year from 1999-2000 to 2004-05.

### **Methodology :**

#### **a) Item Basket**

The detailed structure of the item basket and weighting diagram as per the technical sanction given by Central statistics office, New Delhi. is as follows:

- Under Mining sector 7 minerals are selected with coverage of 90% of total Gross Value Added of mineral production in Karnataka.
- The selection criteria for Manufacturing Sector is as follows:
  1. The methodology envisages the selection of items covering 80% of the total value of output of the state in manufacturing sector.
  2. This is flexibly used for selecting the items depending on source of data and its operational continuity for regular flow of information. However the item basket for Karnataka is formed as follows:

- (a) The Complete list of items formed by excluding the items termed “Other” from the aggregate production data of the base year 2004-05 obtained from Central Statistics Office, New Delhi.
  - (b) The list is then arranged in descending order of value of output.
  - (c) In Karnataka out of 1225 total items, the Manufacturing Sector is represented by 543 items accounting 80.04% of total value of output spread over 22 industrial groups considered at 2-digit level of NIC-2004.
  - (d) The items thus selected were classified into different industrial groups for the construction of Index of Industrial Production.
- The generation of Electricity includes Nuclear, Thermal and Hydro Electricity divisions in the state.

Table-1 gives a clear picture of the changed structure in the Item Basket from 1999-00 base to the revised base 2004-05.

**Table -1**  
**Structure of the Item Basket**

| Sector        | Item Basket Base 1999-2000 | New Items included | Items deleted | Common Items | Item Basket Base 2004-05 |
|---------------|----------------------------|--------------------|---------------|--------------|--------------------------|
| Mining        | 6                          | 2                  | 1             | 5            | 7                        |
| Manufacturing | 248                        | 520                | 225           | 23           | 543                      |
| Electricity   | 1                          | -                  | -             | 1            | 1                        |
| <b>TOTAL</b>  | <b>255</b>                 | <b>522</b>         | <b>226</b>    | <b>29</b>    | <b>551</b>               |

**b) Weighting Diagram:**

The weighting diagram plays a crucial role in the construction of index of Industrial Production, as it assigns the weight to each product of the industry groups proportional to their contribution to the Gross value added.

The division/sector level weights are calculated on the basis of the contribution of each sector to the Gross Value added.

The structure of sector level weighting diagram is given below. The weights at sector level are computed on the basis of Gross value added of each sector to the total value of industrial production.

**Table - 2**  
**Sector Level Weighting diagram**

| Sl. No. | Sector         | Gross value added of Karnataka (Rs.lakh) | Weight            |
|---------|----------------|--|-------------------|
| 1.      | Mining         | 197854                                   | 69. 8321          |
| 2.      | Manufacturing  | 2298809                                  | 811. 3591         |
| 3.      | Electricity    | 336619                                   | 118. 8089         |
|         | <b>General</b> | <b>2833282</b>                           | <b>1000. 0000</b> |

The comparative weighting diagram for the base 1999-00 and the revised base 2004-05 at sector level is given below:

**Table- 3**  
**Comparative Weighting diagram**

| Sector         | Base 1999-00                 |                   | Base 2004-05                 |                   |
|----------------|------------------------------|-------------------|------------------------------|-------------------|
|                | GVA all products<br>Rs. lakh | Weight            | GVA all products<br>Rs. lakh | Weight            |
| Mining         | 5233                         | 41. 3609          | 197854                       | 69. 8321          |
| Manufacturing  | 99391                        | 785.7083          | 2298809                      | 811. 3591         |
| Electricity    | 21876                        | 172. 9308         | 336619                       | 118. 8089         |
| <b>General</b> | <b>126500</b>                | <b>1000. 0000</b> | <b>2833282</b>               | <b>1000. 0000</b> |

The sector-wise weights are then assigned to each industry groups in proportion to their contribution to the GVA up to Product (5-digits) level of National Industrial Classification (NIC) code.

The structure of Mining sector level weighting diagram is given in Table – 4. The weights at mining sector are computed on the basis of Gross Value Added of mineral production.

**Table – 4**  
**Weighting Diagram**  
**Mining Sector**

| Sl No | Name of the Mineral  | GVA ('000)      | Weight         |
|-------|----------------------|-----------------|----------------|
| 1.    | Iron Ore             | 15497147        | 59.8231        |
| 2.    | Gold                 | 1420239         | 5.4825         |
| 3.    | Limestone            | 823137          | 3.1775         |
| 4.    | Manganese Ore        | 239677          | 0.9252         |
| 5.    | Limeshell            | 38343           | 0.1480         |
| 6.    | Dilomite             | 37956           | 0.1465         |
| 7.    | Chromite             | 33480           | 0.1292         |
|       | <b>Mineral Index</b> | <b>18089979</b> | <b>69.8321</b> |



The following table gives the detailed picture of the different industrial groups of manufacturing sector at 2-digit level along with its GVA, weights and no of items representing each industry group.

**Table-5**  
**Manufacturing Sector**  
**Weighting diagram at Major Group (NIC 04 - 2digit level)**

**Base Year : 2004-05**

| Sl No. | NIC Group | Industry Group   | GVA (in crore) | Weight    | No.of items Selected (Nos.) |
|--------|-----------|--|----------------|-----------|-----------------------------|
| 1.     | 15        | Manufacture of Food Products & Beverages                       | 2022.15        | 71. 2978  | 61                          |
| 2.     | 16        | Manufacture of Tobacco Products                                | 1422.28        | 50. 1473  | 7                           |
| 3.     | 17        | Manufacture of Textiles  | 579.81         | 20. 4432  | 25                          |
| 4.     | 18        | Manufacture of Wearing Apparel                                 | 1468.73        | 51. 7851  | 17                          |
| 5.     | 19        | Manufacture of Leather Goods                                   | 48.13          | 1. 6970   | 9                           |
| 6.     | 20        | Manufacture of Wood & Wood Products                            | 27.11          | 0. 9559   | 11                          |
| 7.     | 21        | Manufacture of Paper & Paper Products                          | 382.58         | 13. 4892  | 22                          |
| 8.     | 22        | Manufacturing of Publishing & Printing Materials               | 238.68         | 8. 4155   | 17                          |
| 9.     | 23        | Manufacture of Coke, Refined Petroleum Products & Nuclear fuel | 1928.71        | 68. 0032  | 9                           |
| 10.    | 24        | Manufacture of Chemical & Chemical Products                    | 3060.04        | 107. 8921 | 32                          |
| 11.    | 25        | Manufacture of Rubber & Plastic Products                       | 353.59         | 12. 4670  | 36                          |
| 12.    | 26        | Manufacture of other Non-metallic Mineral Products             | 1050. 03       | 37. 0224  | 24                          |
| 13.    | 27        | Manufacture of Basic Metals                                    | 3401. 35       | 119. 9261 | 33                          |
| 14.    | 28        | Manufacture of Fabricated metal products                       | 370. 87        | 13. 0763  | 30                          |
| 15.    | 29        | Manufacture of Machinery Equipments                            | 1430. 63       | 50. 4417  | 65                          |
| 16.    | 30        | Manufacture of Office, Accounting & Computing Machinery        | 203. 45        | 7. 1733   | 10                          |
| 17.    | 31        | Manufacture of Electrical Machinery & Apparatus                | 947. 79        | 33. 4176  | 40                          |
| 18.    | 32        | Manufacture of Television and Communication Equipments         | 714. 94        | 25. 2076  | 25                          |
| 19.    | 33        | Manufacture of Medical, Optical Instruments and Watches        | 1022. 55       | 36. 0535  | 19                          |
| 20.    | 34        | Manufacture of Motor Vehicles, Trailers and Semi Trailers      | 1539. 54       | 54. 2817  | 30                          |
| 21.    | 35        | Manufacture of Other Transport Equipment                       | 232. 82        | 8. 2089   | 14                          |
| 22.    | 36        | Manufacture of Furniture                                       | 566. 02        | 19. 9570  | 8                           |

|  |  |                      |                  |                  |            |
|--|--|----------------------|------------------|------------------|------------|
|  |  | <b>General Index</b> | <b>23011. 80</b> | <b>811. 3591</b> | <b>543</b> |
|--|--|----------------------|------------------|------------------|------------|

Electricity sector level weighting diagram along with its GVA, weight is given in table 6.

**Table-6**  
**Weighting diagram**  
**Electricity Sector**

**Base Year : 2004-05**

| Sl No. | Sector      | GVA    | Weight   |
|--------|-------------|--------|----------|
| 1.     | Electricity | 336619 | 118.8089 |

### **C) Computation of Index Numbers:**

I. The Index is computed by using the Laspeyre's formula.

$$I = \frac{\sum R_i W_i}{\sum W_i}$$

Where I : Index Number  
 Ri: Production relative of i<sup>th</sup> selected Item  
 Wi: Weight assigned to i<sup>th</sup> Item

and the summation extends to all items within each group up to Major group level.

II. The production relative of an item is defined as the percentage growth of the production compared to the base year production.

$$R_i = \frac{P_{ci}}{P_{bi}} \times 100$$

Where Ri : Index relative to i<sup>th</sup> Item  
 Pci : Current year Production of i<sup>th</sup> Item  
 Pbi : Base year production of i<sup>th</sup> Item

> The product relatives thus calculated at product (5-digit)level of NIC code.

> The ultimate indices are calculated up to Major –Group (2-digit) level,  
 Sectoral Indices and General Index based on weighted Laspeyre's Index Number.

### **Steps involved in computing Quarterly indices for 2015-16 with base year 2004-05.**

The general index is computed for Mining, Manufacturing and Electricity Sectors.

- (i) Production information of minerals is obtained from IBM Nagpur and Director, Mines and Geology Department Bengaluru. Due to non receipt of information from IBM Nagpur, the mineral indices for quarter ending September 2015 has been computed based on the information obtained from Mines and Geology Department, Bengaluru and same will be updated after obtaining final report from IBM Nagpur.
- (ii) Production of Electricity pertaining to Electricity sector for quarter ending September 2015 is obtained from Central Electricity Authority, New Delhi. Based on this information the index for Electricity is computed.
- (iii) Under Manufacturing sector, to capture the production data for the selected 543 items, 819 units were selected out of 7596 registered units as per ASI 2004-05. Care has been taken to cover all the districts wherein the selected items are manufactured. For 2015-16 out of 819 units selected, information from 370 units were collected (coverage of about 45%). This information covered 523 selected items out of 543 items (coverage about 96%) under manufacturing sector. There was nil response for 20 items because of non-existence of units. While computing the group wise index under manufacturing sector, as per the guidelines issued from Central Statistics Office, New Delhi, the weights of non-existing items has been re allocated to homogeneous groups so that the group weights of 22 groups were un altered

### **Review of the Quarterly Index for September 2015 compared to September 2014 with base 2004-05 is as follows:**


- (i) The general Index of Industrial Production (IIP) covering Mining, Manufacturing and Electricity Sectors is presented in Statement – I. The sector level indices is based on quarterly indices. The general index which stood at 178.20 for the quarter ending September 2014 has moved up to 180.97 with a growth of 1.55% in September 2015.

The index for Mining, Manufacturing and Electricity which stood at 51.08, 188.04 and 185.75 respectively for the quarter ending September 14 has changed to 23.14, 192.91 and 192.15 respectively for the quarter ending September 2015.

During the year, the manufacturing sector accounting highest weight of about 81.13%. grew only by 2.59%, Electricity sector with a weight of 11.88% grew by 3.45% and the Mining sector accounting with the lowest 6.98% weight shows negative growth of 54.69% respectively in respect of index.

- (ii) Index of Industrial Production for selected Minerals is given in Statement -II.
- (iii) Statement III gives the major Group wise index according to the National Industrial Classification 2004 for manufacturing sector. There are 22 groups at 2 digit level NIC code 2004. For this quarter manufacture of Publishing and Printing Materials recorded the highest index 331.35 followed by Machinery Equipment 246.31 and index for manufacture of Wood & Wood Products with 243.66. Manufacture of Tobacco products recorded least index of 154.74 during the quarter.
- (iv) Under manufacturing sector, the item wise index for 523 items (out of 543 items 20 are non responding) for the second quarter is given in Statement-IV with individual group wise description.
- (v) The consolidated report of all the Power Generating units of the State (Nuclear, Hydro, Thermal) as obtained from Central electricity Board, New Delhi is used for estimating the index of Electricity Sector and is given in Statement – V

Place : Bengaluru  
Date : 20-01-2016

  
(K.V. Subramanyam)  
Director

**STATEMENT – I**  
**Sector level Indices on Industrial Production for 2015-16**

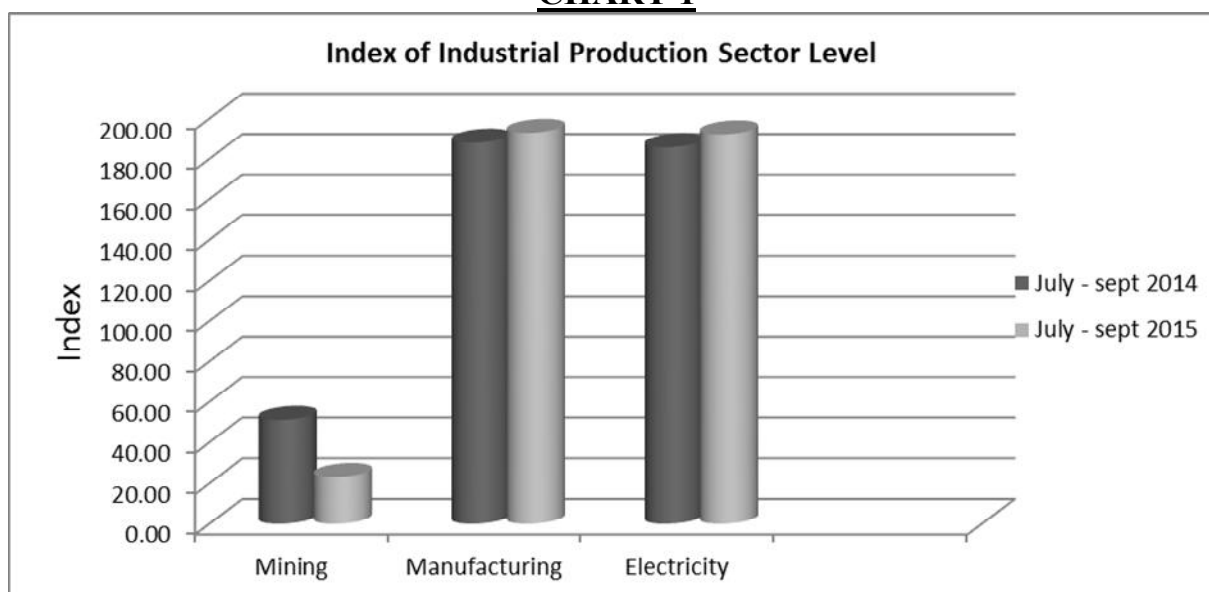
**Base Year : 2004-05**

| Sector                                   | Mining         | Manufacturing*  | Electricity     | General Index  |
|--|----------------|-----------------|-----------------|----------------|
| <b>Weight</b>                            | <b>69.8321</b> | <b>811.3591</b> | <b>118.8089</b> | <b>1000.00</b> |
| July – September 2015                    | 23.14*         | 192.91          | 192.15          | 180.97         |
| July – September 2014                    | 51.08**        | 188.04          | 185.75          | 178.20         |
| % Growth rate over July – September 2014 | -54.69         | 2.59            | 3.45            | 1.55           |

\* Provisional data

\*\* Data revised as per IBM, Nagpur.

**CHART 1**



**STATEMENT – II**  
**Item wise Index of Industrial Production-Mining Sector**  
**2015-16**

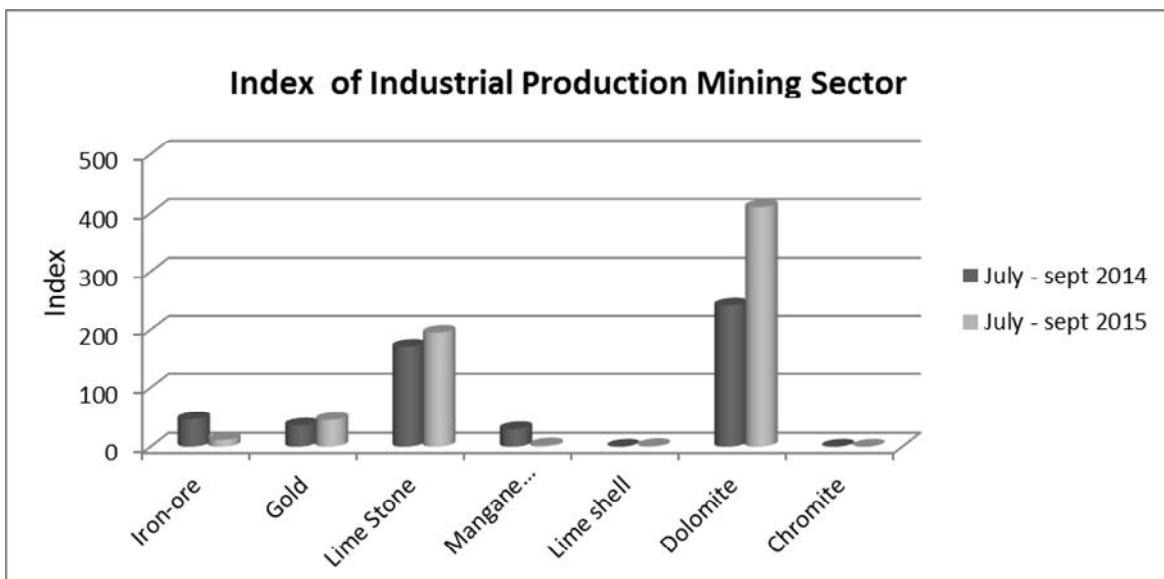
Base Year : 2004-05

| Sl. No | Name of the Mineral | Weight         | Quarterly Index        |                         |
|--------|---------------------|----------------|------------------------|-------------------------|
|        |                     |                | July – September 2015* | July – September 2014** |
| 1      | Iron-ore            | 59.8231        | 11.49                  | 46.24                   |
| 2      | Gold                | 5.4825         | 45.13                  | 35.65                   |
| 3      | Lime Stone          | 3.1775         | 194.94                 | 170.83                  |
| 4      | Manganese ore       | 0.9252         | 2.29                   | 29.56                   |
| 5      | Lime shell          | 0.1480         | 1.12                   | 0.00                    |
| 6      | Dolomite            | 0.1465         | 409.91                 | 241.68                  |
| 7      | Chromite            | 0.1292         | 0.00                   | 0.00                    |
|        | <b>Total</b>        | <b>69.8321</b> | <b>23.14</b>           | <b>51.08</b>            |

\* Provisional data obtained from Department of Mines & Geology

\*\* Data revised as per IBM, Nagpur

**CHART 2**

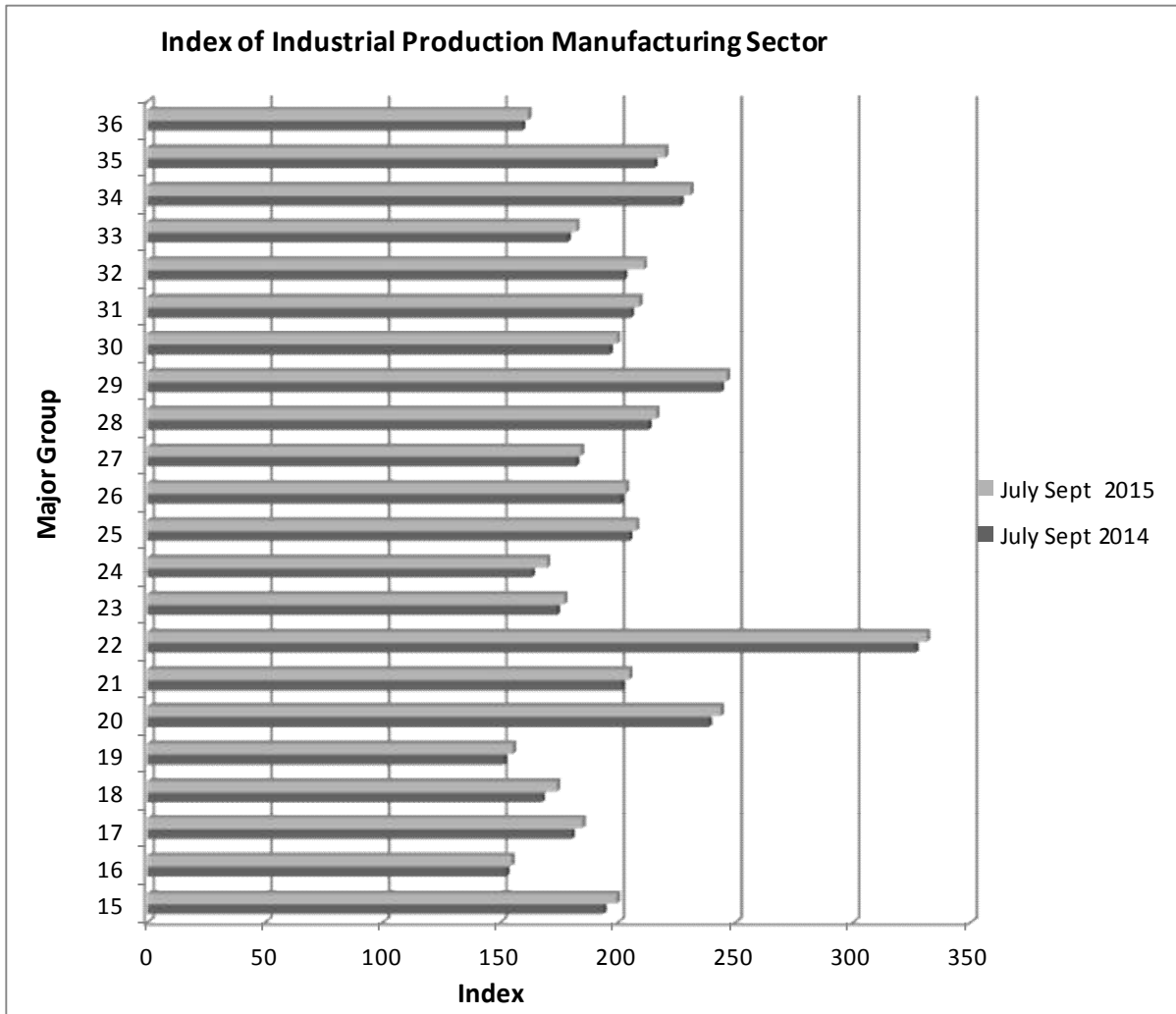


**STATEMENT – III**  
**Index of Industrial Production**  
**Manufacturing Sector**  
**Index for Major Group (2-Digit) Level**

Base Year 2004-05

| Sl. No. | NIC 2004 - Group | Industry Group   | Actual Weight | Index July –Sept 2015 | Index July –Sept 2014 | % Growth    |
|---------|------------------|--|---------------|-----------------------|-----------------------|-------------|
| 1       | 15               | Manufacture of Food Products & Beverages                       | 71.30         | 199.51                | 193.78                | 2.96        |
| 2       | 16               | Manufacture of Tobacco Products                                | 50.15         | 154.74                | 152.46                | 1.50        |
| 3       | 17               | Manufacture of Textiles  | 20.44         | 184.75                | 180.25                | 2.50        |
| 4       | 18               | Manufacture of Wearing Apparel                                 | 51.79         | 173.96                | 167.59                | 3.80        |
| 5       | 19               | Manufacture of Leather Goods                                   | 1.70          | 155.29                | 151.50                | 2.50        |
| 6       | 20               | Manufacture of Wood & Wood Products                            | 0.96          | 243.66                | 238.65                | 2.10        |
| 7       | 21               | Manufacture of Paper and Paper Products                        | 13.49         | 204.77                | 201.74                | 1.50        |
| 8       | 22               | Manufacture of Publishing & Printing Materials                 | 8.42          | 331.35                | 326.45                | 1.50        |
| 9       | 23               | Manufacture of Coke, Refined Petroleum Products & Nuclear fuel | 68.00         | 177.14                | 174.01                | 1.80        |
| 10      | 24               | Manufacture of Chemical & Chemical Products                    | 107.89        | 169.87                | 163.30                | 4.03        |
| 11      | 25               | Manufacture of Rubber & Plastic Products                       | 12.47         | 207.70                | 204.85                | 1.39        |
| 12      | 26               | Manufacture of other Non-metallic Mineral Products             | 37.02         | 203.34                | 201.13                | 1.10        |
| 13      | 27               | Manufacture of Basic Metals                                    | 119.93        | 184.20                | 182.10                | 1.16        |
| 14      | 28               | Manufacture of Fabricated metal products except machinery      | 13.08         | 216.27                | 212.90                | 1.58        |
| 15      | 29               | Manufacture of Machinery Equipments                            | 50.44         | 246.31                | 243.77                | 1.04        |
| 16      | 30               | Manufacture of Office, Accounting & Computing Machinery        | 7.17          | 199.59                | 196.45                | 1.60        |
| 17      | 31               | Manufacture of Electrical Machinery & Apparatus                | 33.42         | 208.98                | 205.46                | 1.71        |
| 18      | 32               | Manufacture of Television and other Communication equipments   | 25.21         | 210.96                | 202.57                | 4.14        |
| 19      | 33               | Manufacture of Medical, Optical Instruments & Watches          | 36.05         | 182.27                | 178.46                | 2.14        |
| 20      | 34               | Manufacture of Motor Vehicles, Trailers and Semi-Trailers      | 54.28         | 230.82                | 226.48                | 1.92        |
| 21      | 35               | Manufacture of Other Transport Equipment                       | 8.21          | 220.07                | 215.33                | 2.20        |
| 22      | 36               | Manufacture of Furniture                                       | 19.96         | 161.83                | 159.27                | 1.61        |
|         |                  | <b>General Index</b>   | <b>811.36</b> | <b>192.91</b>         | <b>188.04</b>         | <b>2.59</b> |

**CHART 3**





***STATEMENT – IV***  
**Index of Industrial Production Manufacturing Sector**  
**Weighting Diagram Major Group (5-Digit) Level**

**Base year 2004-05**

| Sl. No  | NIC-2004 2d | NIC-2004 5d | Description                                 | Weight calculations | Index September 2015 | Index September 2014 |
|---|-------------|-------------|---|---------------------|----------------------|----------------------|
| <b>15 – Food Products &amp; Beverages</b>                     |             |             |   |                     |                      |                      |
| <b>Processing &amp; preserving of fish</b>                    |             |             |   |                     |                      |                      |
| 1   | 15          | 15127       | fish frozen                                 | <b>0.3581</b>       | 218.92               | 212.54               |
|   |             |             |   |                     | <b>218.92</b>        | <b>212.54</b>        |
| <b>Processing &amp; preserving of fruits &amp; vegetables</b> |             |             |   |                     |                      |                      |
| 2   | 15          | 15133       | mango                                       | 1.9315              | 147.90               | 143.59               |
| 3   | 15          | 15134       | mango pulp (incl. dried pulp)               | 1.1694              | 205.40               | 199.42               |
|   |             |             |   | <b>3.1010</b>       | <b>169.59</b>        | <b>164.65</b>        |
| <b>Manufacture of vegetable &amp; animal oil &amp; fats</b>   |             |             |   |                     |                      |                      |
| 4   | 15          | 15142       | oil palm                                    | 2.7955              | 259.49               | 251.93               |
| 5   | 15          | 15142       | oil groundnut                               | 1.3290              | 173.03               | 167.99               |
| 6   | 15          | 15142       | Oil, sunflower                              | 0.6307              | 295.93               | 287.31               |
|   |             |             |   | <b>4.7551</b>       | <b>240.16</b>        | <b>233.16</b>        |
| <b>Manufacture of Dairy Products</b>                          |             |             |   |                     |                      |                      |
| 7   | 15          | 15204       | milk, skimmed or pasturised, non-flavoured  | 2.9244              | 204.34               | 198.39               |
| 8   | 15          | 15204       | milk, chilled or frozen (all types)         | 0.2887              | 222.31               | 215.83               |
| 9   | 15          | 15204       | ghee  | 0.2495              | 141.88               | 137.74               |
| 10  | 15          | 15204       | curd/yoghurt                                | 0.1535              | 218.26               | 211.90               |
| 11  | 15          | 15204       | powder milk                                 | 0.1286              | 186.90               | 181.46               |
| 12  | 15          | 15204       | butter                                      | 0.1211              | 135.39               | 131.44               |
|   |             |             |   | <b>3.8658</b>       | <b>199.46</b>        | <b>193.65</b>        |
| <b>Manufacture of grain mill products</b>                     |             |             |   |                     |                      |                      |
| 13  | 15          | 15311       | maida                                       | 0.9779              | 179.61               | 174.37               |
| 14  | 15          | 15311       | sooji (rawa)                                | 0.4848              | 177.25               | 172.09               |
| 15  | 15          | 15311       | bran, wheat                                 | 0.3640              | 133.75               | 129.85               |
| 16  | 15          | 15311       | wheat flour (atta)                          | 0.2903              | 286.62               | 278.27               |
| 17  | 15          | 15312       | rice, par-boiled                            | 2.9574              | 154.71               | 150.21               |
| 18  | 15          | 35312       | rice raw (atap) excl. basmati               | 1.5275              | 141.01               | 136.90               |
| 19  | 15          | 15312       | bran, rice                                  | 0.2429              | 299.37               | 290.65               |
| 20  | 15          | 15312       | rice, broken                                | 0.2416              | 181.66               | 176.37               |
| 21  | 15          | 15313       | gram dal                                    | 0.2775              | 173.31               | 168.59               |
| 22  | 15          | 15313       | arhar, milled (arhar dal)                   | 0.2751              | 212.36               | 206.57               |
| 23  | 15          | 15313       | moong, milled                               | 0.1548              | 237.64               | 231.17               |
| 24  | 15          | 15314       | gram seed                                   | 1.0274              | 193.95               | 188.67               |
| 25  | 15          | 15314       | gram fried                                  | 0.1568              | 121.14               | 117.84               |
|   |             |             |   | <b>8.9779</b>       | <b>172.04</b>        | <b>167.10</b>        |
| <b>Manufacture of starch products</b>                         |             |             |   |                     |                      |                      |
| 26  | 15          | 15321       | starch, maize                               | 0.2749              | 157.12               | 152.54               |
| 27  | 15          | 15321       | glucose (non-chemical variety)              | 0.1437              | 137.03               | 133.03               |
| 28  | 15          | 15321       | concentrates/emulsion used in food products | 0.1107              | 188.46               | 182.97               |
| 29  | 15          | 15326       | oil, rice bran                              | 0.4438              | 283.09               | 274.85               |
|   |             |             |   | <b>0.9731</b>       | <b>215.17</b>        | <b>208.90</b>        |
| <b>Manufacture of prepared animal feeds</b>                   |             |             |   |                     |                      |                      |
| 30  | 15          | 15331       | rice bran extraction                        | 0.2666              | 138.53               | 134.76               |
| 31  | 15          | 15339       | husk, animal feed                           | 0.4227              | 204.33               | 198.77               |

***STATEMENT – IV***  
**Index of Industrial Production Manufacturing Sector**  
**Weighting Diagram Major Group (5-Digit) Level**

**Base year 2004-05**

| Sl. No  | NIC-2004 2d | NIC-2004 5d | Description                                  | Weight calculations | Index September 2015 | Index September 2014 |
|---|-------------|-------------|--|---------------------|----------------------|----------------------|
| 32  | 15          | 15339       | gola (cattle feed)                           | 0.0571              | 228.21               | 221.99               |
|   |             |             |  | <b>0.7464</b>       | <b>182.65</b>        | <b>177.68</b>        |
| <b>Manufacture of bakery products</b>                   |             |             |  |                     |                      |                      |
| 33  | 15          | 15412       | biscuit, cookies                             | 0.8518              | 127.29               | 123.59               |
| 34  | 15          | 15412       | seed, groundnut                              | 0.4221              | 149.76               | 145.40               |
| 35  | 15          | 15419       | croison                                      | 0.5774              | 248.93               | 241.68               |
|   |             |             |  | <b>1.8513</b>       | <b>170.35</b>        | <b>165.39</b>        |
| <b>Manufacture of Sugar</b>                             |             |             |  |                     |                      |                      |
| 36  | 15          | 15421       | sugar, refined (incl.. sugar cubes)          | 20.6807             | 226.50               | 219.90               |
| 37  | 15          | 15421       | sugar, raw                                   | 1.6107              | 197.67               | 191.91               |
| 38  | 15          | 15421       | molasses                                     | 1.0300              | 188.99               | 183.48               |
| 39  | 15          | 15421       | bagasse                                      | 0.4729              | 173.83               | 168.77               |
|   |             |             |  | <b>23.7943</b>      | <b>221.87</b>        | <b>215.41</b>        |
| <b>Manufacture of Cocoa, Chocolate etc.</b>             |             |             |  |                     |                      |                      |
| 40  | 15          | 15431       | chocolate                                    | 0.1728              | 192.90               | 187.65               |
| 41  | 15          | 15434       | chewing gum                                  | 0.3896              | 118.55               | 115.32               |
|   |             |             |  | <b>0.5624</b>       | <b>141.39</b>        | <b>137.54</b>        |
| <b>Manufacture of other food products</b>               |             |             |  |                     |                      |                      |
| 42  | 15          | 15491       | tea(black) leaf (blended)                    | 2.4162              | 180.82               | 175.90               |
| 43  | 15          | 15491       | tea(black) dust (blended)                    | 0.1311              | 153.73               | 149.54               |
| 44  | 15          | 15492       | coffee, instant                              | 1.4214              | 161.58               | 157.18               |
| 45  | 15          | 15492       | coffee seeds (cured)                         | 0.6174              | 249.57               | 242.77               |
| 46  | 15          | 15492       | coffee powder with chicory                   | 0.1834              | 169.31               | 164.70               |
| 47  | 15          | 15493       | cashew kernel                                | 2.6674              | 146.20               | 142.22               |
| 48  | 15          | 15493       | betelnut/arecanut(whole)                     | 0.8779              | 235.10               | 228.70               |
| 49  | 15          | 15493       | coconut processed incl.powder                | 0.1324              | 122.63               | 119.29               |
| 50  | 15          | 15499       | food powder, ready/made/instant              | 0.6026              | 136.77               | 133.04               |
| 51  | 15          | 15499       | spices, mixed                                | 0.1912              | 265.68               | 258.44               |
| 52  | 15          | 15499       | vermicelli                                   | 0.1239              | 135.38               | 131.69               |
|   |             |             |  | <b>9.3649</b>       | <b>174.53</b>        | <b>169.78</b>        |
| <b>Distilling, rectifying &amp; blending of spirits</b> |             |             |  |                     |                      |                      |
| 53  | 15          | 15511       | spirits denatured (excl.alcohol/liquor)      | 1.1776              | 135.82               | 132.12               |
| 54  | 15          | 1519        | rectified spirit                             | 1.1940              | 237.90               | 231.42               |
|   |             |             |  | <b>2.3716</b>       | <b>187.21</b>        | <b>182.12</b>        |
| <b>Malt liquors &amp; malt</b>                          |             |             |  |                     |                      |                      |
| 55  | 15          | 15531       | beer   | 2.7070              | 195.21               | 189.52               |
| 56  | 15          | 15531       | alcohol/liquor,(imfl)-malted but not blended | 2.2431              | 235.20               | 228.35               |
| 57  | 15          | 15532       | alcohol/liquor, (imfl)-blended               | 2.9393              | 211.40               | 205.25               |
|   |             |             |  | <b>7.8894</b>       | <b>212.61</b>        | <b>206.42</b>        |
| <b>Manufacture of soft drinks, mineral water</b>        |             |             |  |                     |                      |                      |
| 58  | 15          | 15541       | Soft drinks, soda based                      | 2.6864              | 144.01               | 140.08               |
|   |             |             |  | <b>2.6864</b>       | <b>144.01</b>        | <b>140.08</b>        |
| <b>15 – Food Products &amp; Beverages – Group Index</b> |             |             |  | <b>71.2978</b>      | <b>199.51</b>        | <b>193.78</b>        |
| <b>16 – Tobacco Products</b>                            |             |             |  |                     |                      |                      |
| <b>Manufacture of tobacco products</b>                  |             |             |  |                     |                      |                      |
| 59  | 16          | 16002       | bidi   | 8.9418              | 199.06               | 196.12               |

**STATEMENT – IV**  
**Index of Industrial Production Manufacturing Sector**  
**Weighting Diagram Major Group (5-Digit) Level**

**Base year 2004-05**

| Sl. No   | NIC-2004 2d | NIC-2004 5d | Description                                   | Weight calculations | Index September 2015 | Index September 2014 |
|--|-------------|-------------|---|---------------------|----------------------|----------------------|
| 60   | 16          | 16003       | cigarette                                     | 38.5407             | 144.48               | 142.34               |
| 61   | 16          | 16008       | gutkha  | 1.7170              | 159.85               | 157.48               |
| 62   | 16          | 16009       | tobacco, graded                               | 0.3889              | 163.20               | 160.79               |
| 63   | 16          | 16009       | tobacco, dust, processed                      | 0.2569              | 137.09               | 135.06               |
| 64   | 16          | 16009       | gudakhu/ gundi(tobacco)processed              | 0.2026              | 117.82               | 116.08               |
| 65   | 16          | 16009       | zarda   | 0.0994              | 147.43               | 145.25               |
|  |             |             |   | <b>50.1473</b>      | <b>154.74</b>        | <b>152.46</b>        |
| <b>16 – Tobacco Products – Group Index</b>               |             |             |   | <b>50.1473</b>      | <b>154.74</b>        | <b>152.46</b>        |
| <b>17 - Textiles</b>                                     |             |             |   |                     |                      |                      |
| <b>Preparation &amp; Spinning of textile fibre</b>       |             |             |   |                     |                      |                      |
| 66   | 17          | 17111       | yarn unbleached, cotton                       | 1.2247              | 176.59               | 172.29               |
| 67   | 17          | 17111       | yarn, dyed cotton                             | 0.8359              | 181.23               | 176.81               |
| 68   | 17          | 17111       | Yarn, finished/processed-cotton (not knitted) | 0.0920              | 252.19               | 246.04               |
| 69   | 17          | 17112       | Yarn bleached, cotton                         | 3.9380              | 144.84               | 141.31               |
| 70   | 17          | 17112       | art,silk fabric                               | 0.4872              | 345.38               | 336.96               |
| 71   | 17          | 17112       | cotton canvas                                 | 0.1099              | 248.24               | 242.18               |
| 72   | 17          | 17114       | staple fibre,viscose                          | 3.1147              | 194.38               | 189.64               |
| 73   | 17          | 17114       | yarn,man made synthetic                       | 0.2995              | 133.69               | 130.43               |
| 74   | 17          | 17115       | fabrics, cotton                               | 0.4737              | 154.75               | 150.97               |
| 75   | 17          | 17115       | towel, cotton                                 | 0.1295              | 140.55               | 137.12               |
| 76   | 17          | 17115       | grey cloth, synthetic                         | 0.0426              | 108.80               | 106.15               |
| 77   | 17          | 17116       | silk fabrics excl..handloom                   | 2.6010              | 362.82               | 353.98               |
| 78   | 17          | 17116       | silk fabrics, handloom                        | 1.5746              | 61.64                | 60.13                |
| 79   | 17          | 17116       | spun silk yarn                                | 0.1745              | 148.35               | 144.73               |
| 80   | 17          | 17117       | fabrics, mixed                                | 1.6777              | 161.41               | 157.47               |
|  |             |             |   | <b>16.7756</b>      | <b>192.90</b>        | <b>188.19</b>        |
| <b>Finishing of textile</b>                              |             |             |   |                     |                      |                      |
| 81   | 17          | 17121       | cloth dyed cotton                             | 2.2653              | 155.24               | 151.45               |
|  |             |             |   | <b>2.2653</b>       | <b>155.24</b>        | <b>151.45</b>        |
| <b>Manufacture of made-up of textile articles</b>        |             |             |   |                     |                      |                      |
| 82   | 17          | 17211       | shawi cloth, acrylic                          | 0.2366              | 121.81               | 118.84               |
| 83   | 17          | 17219       | neck labels, cotton                           | 0.2168              | 208.52               | 203.44               |
|  |             |             |   | <b>0.4535</b>       | <b>163.27</b>        | <b>159.29</b>        |
| <b>Manufacture of cordage, rope, twine &amp; netting</b> |             |             |   |                     |                      |                      |
| 84   | 17          | 17235       | net, monofilament of hdpe                     | 0.0472              | 153.92               | 150.16               |
| 85   | 17          | 17236       | tape, elastic                                 | 0.1953              | 154.95               | 151.17               |
| 86   | 17          | 17239       | tyre cord fabric                              | 0.1499              | 112.03               | 109.30               |
| 87   | 17          | 17239       | coir blocks                                   | 0.0330              | 117.65               | 114.78               |
|  |             |             |   | <b>0.4254</b>       | <b>136.82</b>        | <b>133.48</b>        |
| <b>Manufacture of other textiles</b>                     |             |             |   |                     |                      |                      |
| 88   | 17          | 17291       | Embrodary cloth                               | 0.5234              | 109.06               | 106.40               |
|  |             |             |   | <b>05.234</b>       | <b>109.06</b>        | <b>106.40</b>        |
| <b>17 – Textiles – Group Index</b>                       |             |             |   | <b>20.4432</b>      | <b>184.75</b>        | <b>180.25</b>        |
| <b>18. Wearing Apparels</b>                              |             |             |   |                     |                      |                      |
| <b>Manufacturing of wearing apparel except fur</b>       |             |             |   |                     |                      |                      |
| 89   | 18          | 18101       | shirts/bush shirts, cotton                    | 17.4811             | 172.62               | 166.30               |
| 90   | 18          | 18101       | children suits, cotton                        | 9.4928              | 165.80               | 159.73               |
| 91   | 18          | 18101       | dress, others-cotton                          | 6.1793              | 184.49               | 177.73               |

***STATEMENT – IV***  
**Index of Industrial Production Manufacturing Sector**  
**Weighting Diagram Major Group (5-Digit) Level**

**Base year 2004-05**

| Sl. No  | NIC-2004 2d | NIC-2004 5d | Description                             | Weight calculations | Index September 2015 | Index September 2014 |
|---|-------------|-------------|---|---------------------|----------------------|----------------------|
| 92  | 18          | 18101       | garments, terene                        | 5.6515              | 139.03               | 133.94               |
| 93  | 18          | 18101       | garments, knitted-cotton                | 4.9090              | 223.60               | 215.42               |
| 94  | 18          | 18101       | children clothing others-cotton         | 2.9654              | 135.49               | 130.53               |
| 95  | 18          | 18101       | cloth finished/processed, cotton        | 1.0470              | 151.92               | 146.36               |
| 96  | 18          | 18101       | trousers/pants, cotton                  | 0.9086              | 318.11               | 306.46               |
| 97  | 18          | 18101       | hosiery goods, others-cotton            | 0.5817              | 176.56               | 170.09               |
| 98  | 18          | 18101       | garments, woolen                        | 0.5195              | 169.06               | 162.87               |
| 99  | 18          | 18101       | dressing gown, cotton                   | 0.2561              | 142.95               | 137.72               |
| 100   | 18          | 18101       | underwear, synthetic                    | 0.2046              | 140.25               | 135.12               |
| 101   | 18          | 18101       | vests/briefs,cotton                     | 0.1732              | 133.00               | 128.13               |
| 102   | 18          | 18104       | garments, leather                       | 0.1869              | 182.14               | 175.47               |
| 103   | 18          | 18104       | jacket, leather                         | 1.1821              | 189.29               | 182.36               |
|   |             |             |   | <b>51.7389</b>      | <b>173.98</b>        | <b>167.61</b>        |
| <b>Manufacturing of dressing &amp; dyeing of fur (articles)</b> |             |             |   |                     |                      |                      |
| 104   | 18          | 18201       | yarn, polyester blended                 | 0.0462              | 157.56               | 151.79               |
|   |             |             |   | <b>0.0462</b>       | <b>157.56</b>        | <b>151.79</b>        |
| <b>18. Wearing Apparels – Group Index</b>                       |             |             |   | <b>51.7851</b>      | <b>173.96</b>        | <b>167.59</b>        |
| <b>19. Leather goods</b>  |             |             |   |                     |                      |                      |
| <b>Tanning &amp; dressing of leather</b>                        |             |             |   |                     |                      |                      |
| 105   | 19          | 19112       | skin, goat-wet blue chrome tanned       | 0.0173              | 161.96               | 158.01               |
|   |             |             |   | <b>0.0173</b>       | <b>161.96</b>        | <b>158.01</b>        |
| <b>Manufacture of luggage, handbags</b>                         |             |             |   |                     |                      |                      |
| 106   | 19          | 19122       | tent cloth                              | 0.0200              | 191.26               | 186.60               |
| 107   | 19          | 19129       | straps, leather                         | 0.0343              | 341.35               | 333.02               |
| 108   | 19          | 19129       | belt, waist, leather                    | 0.0230              | 344.69               | 336.29               |
| 109   | 19          | 19129       | leather, tanned                         | 0.0211              | 296.67               | 289.44               |
| 110   | 19          | 19129       | gloves, leather                         | 0.0091              | 234.89               | 229.17               |
|   |             |             |   | <b>0.1075</b>       | <b>296.37</b>        | <b>289.14</b>        |
| <b>Manufacture of footwear</b>                                  |             |             |   |                     |                      |                      |
| 111   | 19          | 19201       | foot wear, others,leather               | 0.0102              | 107.43               | 104.81               |
| 112   | 19          | 19202       | chappals, rubber (incl.hawali chappala) | 1.1568              | 153.26               | 149.52               |
| 113   | 19          | 19202       | foot wear, boot                         | 0.4052              | 124.56               | 121.52               |
|   |             |             |   | <b>1.5722</b>       | <b>145.56</b>        | <b>142.01</b>        |
| <b>19. Leather goods – Group Index</b>                          |             |             |   | <b>1.6970</b>       | <b>155.29</b>        | <b>151.50</b>        |
| <b>20 – Wood &amp; Wood Products</b>                            |             |             |   |                     |                      |                      |
| <b>Saw milling and planning of wood</b>                         |             |             |   |                     |                      |                      |
| 114   | 20          | 20101       | wood sawn                               | 0.0973              | 302.86               | 296.64               |
|   |             |             |   | <b>0.0973</b>       | <b>302.86</b>        | <b>296.64</b>        |
| <b>Manufacture of vincer sheets</b>                             |             |             |   |                     |                      |                      |
| 115   | 20          | 20211       | plywood board                           | 0.3613              | 192.02               | 188.07               |
| 116   | 20          | 20211       | plywood                                 | 0.2424              | 326.16               | 319.45               |
| 117   | 20          | 20211       | wood, veneer                            | 0.0331              | 313.28               | 306.84               |
| 118   | 20          | 20211       | black board frame                       | 0.0229              | 156.14               | 152.93               |
| 119   | 20          | 20211       | veneerd particle board                  | 0.0131              | 230.36               | 225.63               |
| 120   | 20          | 20212       | timber/wooden planks, sawn/resawn       | 0.0480              | 183.65               | 179.88               |
| 121   | 20          | 20212       | black board                             | 0.0204              | 190.08               | 186.17               |
|   |             |             |   | <b>0.7414</b>       | <b>240.28</b>        | <b>235.34</b>        |
| <b>Manufacture of builders, carpentary &amp; joinery</b>        |             |             |   |                     |                      |                      |

***STATEMENT – IV***  
**Index of Industrial Production Manufacturing Sector**  
**Weighting Diagram Major Group (5-Digit) Level**

**Base year 2004-05**

| Sl. No   | NIC-2004 2d | NIC-2004 5d | Description                         | Weight calculations | Index September 2015 | Index September 2014 |
|--|-------------|-------------|-------------------------------------|---------------------|----------------------|----------------------|
| 122  | 20          | 20221       | wooden frame for door/windows       | 0.0240              | 120.57               | 118.09               |
| 123  | 20          | 20221       | wood cutting, processed/sized       | 0.0052              | 376.73               | 368.98               |
|  |             |             |                                     | <b>0.0292</b>       | <b>165.87</b>        | <b>162.46</b>        |
| <b>Manufacturing of wooden containers</b>                      |             |             |                                     |                     |                      |                      |
| 124  | 20          | 20231       | wooden packing boxes – others       | 0.0880              | 232.47               | 227.69               |
|  |             |             |                                     | <b>0.0880</b>       | <b>232.47</b>        | <b>227.69</b>        |
| <b>20 – Wood &amp; Wood Products – Group Index</b>             |             |             |                                     | <b>0.9559</b>       | <b>243.66</b>        | <b>238.65</b>        |
| <b>21 – Paper &amp; Paper Products</b>                         |             |             |                                     |                     |                      |                      |
| <b>Manufacture of pulp, paper &amp; paper board</b>            |             |             |                                     |                     |                      |                      |
| 125  | 21          | 21011       | steam for industrial use            | 0.1787              | 164.64               | 162.20               |
| 126  | 21          | 21012       | newsprint bleached                  | 2.0189              | 289.26               | 284.99               |
| 127  | 21          | 21012       | paper, printing & writing           | 0.9243              | 381.90               | 376.26               |
| 128  | 21          | 21014       | craft paper                         | 1.6867              | 179.15               | 176.50               |
| 129  | 21          | 21014       | paper rolls, corrugated             | 1.2453              | 111.55               | 109.90               |
| 130  | 21          | 21015       | Mill board                          | 1.3547              | 211.53               | 208.40               |
| 131  | 21          | 21015       | Paper.maplitho                      | 1.1965              | 215.51               | 212.33               |
| 132  | 21          | 21015       | cartons/boxes, paper                | 0.9742              | 165.67               | 163.22               |
| 133  | 21          | 21015       | Paper, coloured for printing/poster | 0.7739              | 148.79               | 146.59               |
| 134  | 21          | 21015       | press boards                        | 0.4329              | 198.84               | 195.90               |
| 135  | 21          | 21015       | pulp board                          | 0.2905              | 180.10               | 177.44               |
| 136  | 21          | 21015       | paper cheque                        | 0.2722              | 130.79               | 128.85               |
| 137  | 21          | 21015       | paper, account book paper           | 0.2185              | 133.27               | 131.30               |
| 138  | 21          | 21015       | Paper board, bristle                | 0.0996              | 360.69               | 355.36               |
| 139  | 21          | 21015       | paper, parchment                    | 0.0868              | 161.27               | 158.89               |
| 140  | 21          | 21015       | Paper, parchment                    | 0.0370              | 160.47               | 158.10               |
|  |             |             |                                     | <b>11.7908</b>      | <b>210.96</b>        | <b>207.85</b>        |
| <b>Manufacture of corrugated paper &amp; boxes</b>             |             |             |                                     |                     |                      |                      |
| 141  | 21          | 21022       | boxes, corrugated sheet             | 1.1440              | 162.34               | 159.94               |
| 142  | 21          | 21022       | card board boxes                    | 0.0929              | 182.95               | 180.24               |
|  |             |             |                                     | <b>1.2369</b>       | <b>163.89</b>        | <b>161.46</b>        |
| <b>Manufacture of other articles of paper &amp; paperboard</b> |             |             |                                     |                     |                      |                      |
| 143  | 21          | 21092       | paper cups                          | 0.0458              | 183.18               | 180.47               |
| 144  | 21          | 21092       | paper, plate                        | 0.0367              | 163.68               | 161.26               |
| 145  | 21          | 21092       | paper, polythene coated             | 0.3454              | 152.20               | 149.95               |
| 146  | 21          | 21093       | paper, waxed                        | 0.0337              | 149.03               | 146.82               |
|  |             |             |                                     | <b>0.4615</b>       | <b>155.95</b>        | <b>153.65</b>        |
| <b>21 – Paper &amp; Paper Products – Group Index</b>           |             |             |                                     | <b>13.4892</b>      | <b>204.77</b>        | <b>201.74</b>        |
| <b>22 – Publishing &amp; Printing materials</b>                |             |             |                                     |                     |                      |                      |
| <b>Publishing of news paper, journals etc.,</b>                |             |             |                                     |                     |                      |                      |
| 147  | 22          | 22121       | newspaper                           | 4.0448              | 452.27               | 445.59               |
| 148  | 22          | 22121       | journals/periodicals                | 0.4513              | 285.37               | 281.15               |
|  |             |             |                                     | <b>4.4962</b>       | <b>435.52</b>        | <b>429.08</b>        |
| <b>Printing activities</b>                                     |             |             |                                     |                     |                      |                      |
| 149  | 22          | 22211       | printed forms & schedules           | 0.0442              | 296.71               | 292.32               |
| 150  | 22          | 22212       | exercise book                       | 0.7371              | 221.49               | 218.21               |
| 151  | 22          | 22212       | books                               | 0.4546              | 188.53               | 185.74               |
| 152  | 22          | 22212       | brochures                           | 0.2602              | 260.36               | 256.51               |

***STATEMENT – IV***  
**Index of Industrial Production Manufacturing Sector**  
**Weighting Diagram Major Group (5-Digit) Level**

**Base year 2004-05**

| Sl. No  | NIC-2004 2d | NIC-2004 5d | Description                     | Weight calculations | Index September 2015 | Index September 2014 |
|---|-------------|-------------|---------------------------------|---------------------|----------------------|----------------------|
| 153   | 22          | 22212       | printed tickets                 | 0.1995              | 184.30               | 181.58               |
| 154   | 22          | 22212       | computer stationery             | 0.1304              | 127.48               | 125.59               |
| 155   | 22          | 22212       | paper, r.c.                     | 0.0783              | 162.32               | 159.92               |
| 156   | 22          | 22212       | greeting cards                  | 0.0134              | 264.59               | 260.68               |
| 157   | 22          | 22219       | printed lables                  | 1.0183              | 115.00               | 113.30               |
| 158   | 22          | 22219       | leaflets, paper                 | 1.6121              | 332.87               | 327.95               |
| 159   | 22          | 22219       | lottery tickets                 | 0.1722              | 404.01               | 398.04               |
| 160   | 22          | 22219       | bank cheques & drafts           | 0.0654              | 124.47               | 122.63               |
|   |             |             |                                 | <b>3.7857</b>       | <b>210.81</b>        | <b>207.69</b>        |
| <b>Servicing activities relating to printing</b>                            |             |             |                                 |                     |                      |                      |
| 161   | 22          | 22229       | caps & labels, wooden           | 0.1054              | 200.35               | 197.39               |
|   |             |             |                                 | <b>0.1054</b>       | <b>200.35</b>        | <b>197.39</b>        |
| <b>Reproduction of recorded media</b>                                       |             |             |                                 |                     |                      |                      |
| 162   | 22          | 22300       | cassette, pre-recorded          | 0.0282              | 395.20               | 389.36               |
|   |             |             |                                 | <b>0.0282</b>       | <b>395.20</b>        | <b>389.36</b>        |
| <b>22 – Publishing &amp; Printing materials – Group Index</b>               |             |             |                                 | <b>8.4155</b>       | <b>331.35</b>        | <b>326.45</b>        |
| <b>23. Coke, Refined petroleum products and Nuclear fuels</b>               |             |             |                                 |                     |                      |                      |
| <b>Manufacture of refined petroleum products</b>                            |             |             |                                 |                     |                      |                      |
| 163   | 23          | 23201       | diesel, high speed              | 27.5968             | 195.45               | 191.99               |
| 164   | 23          | 23201       | kerosene                        | 8.0056              | 202.20               | 198.63               |
| 165   | 23          | 23201       | naphtha                         | 7.2409              | 133.56               | 131.20               |
| 166   | 23          | 23201       | fuel, aviation turbine          | 6.4351              | 137.09               | 134.66               |
| 167   | 23          | 23201       | gas, liquidified petroleum      | 6.2051              | 160.01               | 157.18               |
| 168   | 23          | 23201       | furnace oil                     | 5.8862              | 138.30               | 135.85               |
| 169   | 23          | 23201       | petrol (motor spirit)           | 5.6200              | 221.65               | 217.73               |
| 170   | 23          | 23201       | bitumen                         | 0.6005              | 149.34               | 146.70               |
| 171   | 23          | 23201       | aromax oil (chemical)           | 0.4131              | 101.45               | 99.65                |
|   |             |             |                                 | <b>68.0032</b>      | <b>177.14</b>        | <b>174.01</b>        |
| <b>23. Coke, Refined petroleum products and Nuclear fuels - Group Index</b> |             |             |                                 | <b>68.0032</b>      | <b>177.14</b>        | <b>174.01</b>        |
| <b>24 - Chemical &amp; Chemical products</b>                                |             |             |                                 |                     |                      |                      |
| <b>Manufacture of basic chemicals</b>                                       |             |             |                                 |                     |                      |                      |
| 172   | 24          | 24111       | Ammonia gas                     | 0.3596              | 321.77               | 309.39               |
| 173   | 24          | 24117       | sodium sulphate                 | 0.1971              | 121.38               | 116.72               |
| 174   | 24          | 24117       | caustic soda (sodium hydroxide) | 0.6064              | 257.73               | 247.82               |
| 175   | 24          | 24117       | acid, phosphoric                | 0.5502              | 211.45               | 203.32               |
| 176   | 24          | 24117       | chlorine gas liquid             | 0.1358              | 304.87               | 293.15               |
|   |             |             |                                 | <b>1.8491</b>       | <b>245.34</b>        | <b>235.90</b>        |
| <b>Manufacture of fertilizers</b>   |             |             |                                 |                     |                      |                      |
| 177   | 24          | 24123       | urea n content                  | 2.1850              | 223.84               | 215.23               |
| 178   | 24          | 24123       | di ammonium phosphate           | 1.0892              | 129.42               | 124.44               |
| 179   | 24          | 24123       | fertilize of bone-others        | 0.0766              | 121.36               | 116.69               |
|   |             |             |                                 | <b>3.3508</b>       | <b>190.80</b>        | <b>183.47</b>        |
| <b>Manufacture of plastics</b>  |             |             |                                 |                     |                      |                      |
| 180   | 24          | 24132       | formaldehyde                    | 0.1783              | 154.55               | 148.61               |
| 181   | 24          | 24132       | resin, synthetic                | 0.0414              | 283.51               | 272.60               |
| 182   | 24          | 24134       | polythene granules              | 0.1001              | 341.83               | 328.69               |

***STATEMENT – IV***  
**Index of Industrial Production Manufacturing Sector**  
**Weighting Diagram Major Group (5-Digit) Level**

**Base year 2004-05**

| Sl. No   | NIC-2004 2d | NIC-2004 5d | Description                            | Weight calculations | Index September 2015 | Index September 2014 |
|--|-------------|-------------|--|---------------------|----------------------|----------------------|
|  |             |             |  | <b>0.3198</b>       | <b>229.86</b>        | <b>221.02</b>        |
| <b>Manufacture of paint, varnishes</b>                     |             |             |  |                     |                      |                      |
| 183  | 24          | 24221       | polyurethane (pu)                      | 0.1940              | 128.22               | 123.29               |
| 184  | 24          | 24222       | distemper, oil based                   | 0.3190              | 259.63               | 249.65               |
| 185  | 24          | 24222       | paints, enamels                        | 0.1819              | 258.81               | 248.85               |
|  |             |             |  | <b>0.6949</b>       | <b>222.74</b>        | <b>214.17</b>        |
| <b>Manufacture of pharmaceuticals, medicinal chemicals</b> |             |             |  |                     |                      |                      |
| 186  | 24          | 24233       | shampoo, hair                          | 90.4207             | 161.04               | 154.85               |
|  |             |             |  | <b>90.4207</b>      | <b>161.04</b>        | <b>154.85</b>        |
| <b>Manufacture of soap &amp; detergents</b>                |             |             |  |                     |                      |                      |
| 187  | 24          | 24241       | soap, toilet (excl. baby soap)         | 1.1080              | 147.19               | 141.25               |
| 188  | 24          | 24241       | detergent cake                         | 0.5951              | 189.37               | 181.73               |
| 189  | 24          | 24241       | detergent powder                       | 0.5918              | 344.45               | 330.56               |
| 190  | 24          | 24245       | soap, bar washing                      | 0.1110              | 246.14               | 236.22               |
| 191  | 24          | 24245       | Enzyme, not used in food product       | 0.0816              | 209.08               | 200.65               |
| 192  | 24          | 24248       | agarbattis                             | 3.5629              | 204.41               | 196.17               |
|  |             |             |  | <b>6.0504</b>       | <b>206.98</b>        | <b>198.64</b>        |
| <b>Manufacture of other chemical product</b>               |             |             |  |                     |                      |                      |
| 193  | 24          | 24297       | film, polyester (non-metallised)       | 1.4303              | 346.05               | 332.10               |
| 194  | 24          | 24297       | film, polyester (metallised)           | 1.0420              | 151.95               | 145.82               |
| 195  | 24          | 24297       | chips, polyester                       | 1.0195              | 173.83               | 166.82               |
| 196  | 24          | 24999       | ink, marking                           | 1.1234              | 201.35               | 193.24               |
| 197  | 24          | 24299       | paint                                  | 0.5013              | 226.97               | 217.82               |
|  |             |             |  | <b>5.1164</b>       | <b>228.77</b>        | <b>219.55</b>        |
| <b>Manufacture of man-made fibers</b>                      |             |             |  |                     |                      |                      |
| 198  | 24          | 24304       | big, polythene                         | 0.0899              | 248.49               | 238.48               |
|  |             |             |  | <b>0.0899</b>       | <b>248.49</b>        | <b>238.48</b>        |
| <b>24 - Chemical &amp; Chemical products – Group Index</b> |             |             |  | <b>107.8921</b>     | <b>169.87</b>        | <b>163.30</b>        |
| <b>25 – Rubber &amp; Plastic products</b>                  |             |             |  |                     |                      |                      |
| <b>Manufacture of rubber tyres &amp; tubes</b>             |             |             |  |                     |                      |                      |
| 199  | 25          | 25111       | tyre, scooter/motor cycle              | 3.5398              | 161.14               | 158.76               |
| 200  | 25          | 25111       | tyre, cab/car                          | 0.8259              | 158.47               | 156.12               |
| 201  | 25          | 25111       | tube, motor, rubber                    | 0.2328              | 172.73               | 170.17               |
| 202  | 25          | 25111       | tyre,moped                             | 0.2264              | 124.51               | 122.67               |
| 203  | 25          | 25111       | tube, rubber, others excl. use in tyre | 0.0890              | 133.76               | 131.78               |
| 204  | 25          | 25111       | flap[s, rubber                         | 0.0673              | 251.70               | 247.98               |
| 205  | 25          | 25113       | tube, cycle/ric kshaw, rubber          | 0.1945              | 182.70               | 180.00               |
| 206  | 25          | 25119       | seat cushion, rubber                   | 0.0404              | 288.83               | 284.56               |
|  |             |             |  | <b>5.2161</b>       | <b>162.14</b>        | <b>159.74</b>        |
| <b>Manufacture of other rubber products</b>                |             |             |  |                     |                      |                      |
| 207  | 25          | 25192       | transmission belt, rubber              | 0.5264              | 134.93               | 133.60               |
| 208  | 25          | 25193       | condoms                                | 1.0380              | 320.19               | 317.02               |
| 209  | 25          | 25199       | gloves (non-surgical), latex           | 0.3521              | 90.89                | 89.99                |
| 210  | 25          | 25199       | latex, processed                       | 0.2138              | 191.19               | 189.30               |
| 211  | 25          | 25199       | rubber, processed                      | 0.1987              | 357.94               | 354.40               |
| 212  | 25          | 25199       | rubber silicon                         | 0.0951              | 127.83               | 126.56               |
| 213  | 25          | 25199       | gasket kit                             | 0.0792              | 120.74               | 119.55               |
|  |             |             |  | <b>2.5033</b>       | <b>227.34</b>        | <b>225.09</b>        |

***STATEMENT – IV***  
**Index of Industrial Production Manufacturing Sector**  
**Weighting Diagram Major Group (5-Digit) Level**

**Base year 2004-05**

| Sl. No   | NIC-2004 2d | NIC-2004 5d | Description                          | Weight calculations | Index September 2015 | Index September 2014 |
|--|-------------|-------------|--------------------------------------|---------------------|----------------------|----------------------|
| <b>Manufacture of plastic products</b>                           |             |             |                                      |                     |                      |                      |
| 214  | 25          | 25202       | plastic bag                          | 0.5244              | 171.44               | 168.91               |
| 215  | 25          | 25202       | sheet, polypropylene`                | 0.3713              | 234.95               | 231.48               |
| 216  | 25          | 25202       | sacks, hdpe woven                    | 0.3314              | 191.37               | 188.55               |
| 217  | 25          | 25202       | fabrics, polyethylene fabrics        | 0.2944              | 311.69               | 307.08               |
| 218  | 25          | 25202       | bag, hdpe                            | 0.2674              | 184.28               | 181.56               |
| 219  | 25          | 25202       | tarpaulin plastic                    | 0.0654              | 133.03               | 131.06               |
| 220  | 25          | 25202       | tape, tefon                          | 0.0485              | 117.98               | 116.23               |
| 221  | 25          | 25202       | fabrics, synthetic (semi finished)   | 0.0395              | 128.45               | 126.55               |
| 222  | 25          | 25202       | sheet, packing plastic               | 0.0312              | 364.35               | 358.97               |
| 223  | 25          | 25202       | tape, pvc                            | 0.0311              | 313.08               | 308.45               |
| 224  | 25          | 25202       | thermocool                           | 0.0215              | 131.17               | 129.23               |
| 225  | 25          | 25204       | suitcase plastic/pvc                 | 0.0282              | 117.03               | 115.30               |
| 226  | 25          | 25206       | drum plastic/pvc                     | 0.4325              | 397.47               | 391.60               |
| 227  | 25          | 25207       | helmet, safety                       | 0.0269              | 268.39               | 264.42               |
| 228  | 25          | 25209       | components, plastic                  | 0.7091              | 330.80               | 325.91               |
| 229  | 25          | 25209       | adhensive tape (non-medicinal)       | 0.6487              | 150.14               | 147.92               |
| 230  | 25          | 25209       | pipe, plastic/pvc (non-conduct)      | 0.3412              | 387.71               | 381.98               |
| 231  | 25          | 25209       | synthetic fabrics - others           | 0.2576              | 156.06               | 153.75               |
| 232  | 25          | 25209       | pvc, rigid                           | 0.1656              | 191.08               | 188.25               |
| 233  | 25          | 25209       | conduit pipes pvc/plastic            | 0.0719              | 310.35               | 305.76               |
| 234  | 25          | 25209       | containers, polythene                | 0.0397              | 218.82               | 215.59               |
|  |             |             |                                      | <b>4.7475</b>       | <b>247.40</b>        | <b>243.74</b>        |
| <b>25 – Rubber &amp; Plastic products – Group Index</b>          |             |             |                                      | <b>12.4670</b>      | <b>207.70</b>        | <b>204.85</b>        |
| <b>26 – Non metallic mineral products</b>                        |             |             |                                      |                     |                      |                      |
| <b>Manufacture of glass &amp; glass product</b>                  |             |             |                                      |                     |                      |                      |
| 235  | 26          | 26101       | glass, others                        | 0.2456              | 247.41               | 244.72               |
| 236  | 26          | 26101       | glass, toughened                     | 0.1565              | 304.66               | 301.35               |
| 237  | 26          | 26102       | blades, saw excl. hacksaw            | 7.9012              | 119.91               | 118.61               |
| 238  | 26          | 26103       | glass bottles                        | 0.0873              | 163.18               | 161.41               |
| 239  | 26          | 26104       | wired glass                          | 0.0978              | 146.43               | 144.84               |
|  |             |             |                                      | <b>8.4885</b>       | <b>127.76</b>        | <b>126.37</b>        |
| <b>Manufacture of cereamic ware</b>                              |             |             |                                      |                     |                      |                      |
| 240  | 26          | 26915       | insulators (high tension), porcelain | 1.3439              | 155.53               | 153.84               |
|  |             |             |                                      | <b>1.3439</b>       | <b>155.53</b>        | <b>153.84</b>        |
| <b>Manufacture of non-refractory clay &amp; ceramic products</b> |             |             |                                      |                     |                      |                      |
| 241  | 26          | 26933       | tiles, ceramic                       | 7.1814              | 142.47               | 140.92               |
| 242  | 26          | 26933       | bricks & tiles (non-ceramic)         | 0.4143              | 344.98               | 341.23               |
| 243  | 26          | 26933       | roofing tiles                        | 0.2718              | 192.05               | 189.96               |
|  |             |             |                                      | <b>7.8675</b>       | <b>154.84</b>        | <b>153.16</b>        |
| <b>Manufacture of cement</b>                                     |             |             |                                      |                     |                      |                      |
| 244  | 26          | 26942       | cement, portland                     | 10.6644             | 294.60               | 291.40               |
| 245  | 26          | 26944       | lime                                 | 0.0790              | 319.86               | 316.38               |
|  |             |             |                                      | <b>10.7434</b>      | <b>294.79</b>        | <b>291.58</b>        |
| <b>Manufacture of articles of concrete cement plaster</b>        |             |             |                                      |                     |                      |                      |
| 246  | 26          | 26953       | corrugated sheet, asbestos           | 0.3032              | 188.27               | 186.22               |



***STATEMENT – IV***  
**Index of Industrial Production Manufacturing Sector**  
**Weighting Diagram Major Group (5-Digit) Level**

**Base year 2004-05**

| Sl. No   | NIC-2004 2d | NIC-2004 5d | Description                              | Weight calculations | Index September 2015 | Index September 2014 |
|--|-------------|-------------|--|---------------------|----------------------|----------------------|
| 247  | 26          | 26954       | stone, chip                              | 0.5760              | 319.53               | 316.05               |
| 248  | 26          | 26959       | cement product, others                   | 1.5289              | 75.55                | 74.73                |
| 249  | 26          | 26959       | poles & posts of concrete                | 0.4162              | 157.66               | 155.94               |
| 250  | 26          | 26959       | railway sleeper                          | 0.1082              | 269.90               | 266.96               |
|  |             |             |  | <b>2.9325</b>       | <b>153.95</b>        | <b>152.28</b>        |
| <b>Cutting, shaping &amp; finishing of stones</b>                          |             |             |  |                     |                      |                      |
| 251  | 26          | 26960       | granite, polished                        | 1.2859              | 283.35               | 280.27               |
| 252  | 26          | 26960       | marble, finished (not in slab)           | 0.2722              | 155.18               | 153.49               |
| 253  | 26          | 26960       | black stone                              | 0.0687              | 115.22               | 113.97               |
|  |             |             |  | <b>1.6267</b>       | <b>254.81</b>        | <b>252.03</b>        |
| <b>Manufacture of other non-metallic mineral products</b>                  |             |             |  |                     |                      |                      |
| 254  | 26          | 26991       | mica flakes                              | 0.6690              | 117.33               | 116.05               |
| 255  | 26          | 26993       | stone, slab (polished)                   | 0.5062              | 305.18               | 301.86               |
| 256  | 26          | 26993       | refractory, stack                        | 0.2360              | 169.09               | 167.25               |
| 257  | 26          | 26994       | graphite rods                            | 2.4477              | 265.96               | 263.07               |
| 258  | 26          | 26999       | silica                                   | 0.1609              | 369.70               | 365.67               |
|  |             |             |  | <b>4.0198</b>       | <b>244.63</b>        | <b>241.96</b>        |
| <b>26 – Non metallic mineral products – Group Index</b>                    |             |             |  | <b>37.0224</b>      | <b>203.34</b>        | <b>201.13</b>        |
| <b>27 – Basic Metals</b>   |             |             |  |                     |                      |                      |
| <b>Manufacture of ferro alloys</b>   |             |             |  |                     |                      |                      |
| 259  | 27          | 27110       | ferro manganese                          | 0.0666              | 150.64               | 148.85               |
|  |             |             |  | <b>0.0666</b>       | <b>150.64</b>        | <b>148.85</b>        |
| <b>Manufacture of Direct Reduced iron/Sponge iron &amp; Sponge ferrous</b> |             |             |  |                     |                      |                      |
| 260  | 27          | 27120       | casting body                             | 0.8227              | 295.27               | 291.76               |
|  |             |             |  | <b>0.8227</b>       | <b>295.27</b>        | <b>291.76</b>        |
| <b>Manufacture of Semi-finished products</b>                               |             |             |  |                     |                      |                      |
| 261  | 27          | 27142       | sponge iron                              | 1.8205              | 315.47               | 311.73               |
| 262  | 27          | 27142       | wires & wire products, other base metals | 0.2969              | 211.67               | 209.16               |
|  |             |             |  | <b>2.1175</b>       | <b>380.80</b>        | <b>380.80</b>        |
| <b>Manufacture of non-flat steel products</b>                              |             |             |  |                     |                      |                      |
| 263  | 27          | 27151       | steel & alloy steel                      | 9.5249              | 316.40               | 312.65               |
| 264  | 27          | 27151       | blooms, iron/steel                       | 4.0434              | 129.61               | 128.07               |
| 265  | 27          | 27151       | scarp, iron/steel                        | 0.2418              | 271.34               | 268.12               |
| 266  | 27          | 27152       | pig iron                                 | 6.9324              | 207.45               | 204.99               |
| 267  | 27          | 27152       | castings & forging, iron/steel           | 4.1369              | 232.63               | 229.87               |
| 268  | 27          | 27152       | flat rolled products of iron/steel       | 3.3076              | 227.14               | 224.45               |
|  |             |             |  | <b>28.1870</b>      | <b>239.65</b>        | <b>236.81</b>        |
| <b>Manufacture of flat steel products</b>                                  |             |             |  |                     |                      |                      |
| 269  | 27          | 27161       | hot rolled sheets                        | 54.4922             | 127.61               | 126.10               |
| 270  | 27          | 27161       | slabs, iron/steel                        | 4.8423              | 129.82               | 128.29               |
| 271  | 27          | 27161       | cold rolled sheets                       | 1.3509              | 306.03               | 302.40               |
| 272  | 27          | 27161       | coils, sheets, hot rolled                | 1.1143              | 186.65               | 184.43               |
| 273  | 27          | 27162       | seamless tubes & pipes                   | 4.1815              | 324.44               | 320.59               |
| 274  | 27          | 27162       | strips, stainless steel                  | 0.8296              | 348.01               | 343.88               |
| 275  | 27          | 27162       | bar, rods & rounds, iron/steel           | 0.7957              | 117.22               | 115.83               |
|  |             |             |  | <b>66.6065</b>      | <b>147.35</b>        | <b>145.61</b>        |

**STATEMENT – IV**  
**Index of Industrial Production Manufacturing Sector**  
**Weighting Diagram Major Group (5-Digit) Level**

**Base year 2004-05**

| Sl. No  | NIC-2004 2d | NIC-2004 5d | Description                                | Weight calculations | Index September 2015 | Index September 2014 |
|---|-------------|-------------|--|---------------------|----------------------|----------------------|
| <b>Manufacture of other basic iron/steel n.e.c</b>            |             |             |  |                     |                      |                      |
| 276   | 27          | 27190       | m s bars & rods angles/plates/square       | 1.2178              | 265.99               | 262.84               |
| 277   | 27          | 27190       | tubes & pipes, high carbon steel           | 0.7324              | 165.68               | 163.71               |
| 278   | 27          | 27190       | pipes, tubes & poles, steel                | 0.3248              | 180.62               | 178.48               |
| 279   | 27          | 27190       | stainless steel                            | 0.2329              | 337.34               | 333.34               |
| 280   | 27          | 27190       | pipes/tubes ex-iron, tin-copper, aluminium | 0.1117              | 129.54               | 128.00               |
|   |             |             |  | <b>2.6196</b>       | <b>227.89</b>        | <b>225.19</b>        |
| <b>Manufacture of ferrous &amp; non-ferrous metals</b>        |             |             |  |                     |                      |                      |
| 281   | 27          | 27203       | pipe & tubes, aluminium                    | 4.7496              | 161.53               | 159.62               |
| 282   | 27          | 27203       | aluminium                                  | 4.6401              | 188.08               | 185.85               |
| 283   | 27          | 27203       | alumina powder                             | 2.5937              | 137.41               | 135.78               |
| 284   | 27          | 27203       | aluminium ingots                           | 0.8920              | 307.94               | 304.29               |
| 285   | 27          | 27203       | printed metal sheets                       | 0.5587              | 143.41               | 141.71               |
| 286   | 27          | 27209       | lead                                       | 1.0355              | 326.49               | 322.62               |
|   |             |             |  | <b>14.4696</b>      | <b>185.85</b>        | <b>183.65</b>        |
| <b>Casting of iron &amp; steel</b>                            |             |             |  |                     |                      |                      |
| 287   | 27          | 27310       | galvanized finished products, others       | 2.6923              | 172.20               | 170.16               |
| 288   | 27          | 27310       | scarp, cast iron                           | 0.7953              | 323.73               | 319.89               |
| 289   | 27          | 27310       | bright steel in primary form               | 0.6637              | 229.25               | 226.53               |
|   |             |             |  | <b>4.1512</b>       | <b>210.35</b>        | <b>207.85</b>        |
| <b>Casting of non ferrous metal</b>                           |             |             |  |                     |                      |                      |
| 290   | 27          | 27320       | casting & forging, non-ferrous             | 0.7164              | 370.44               | 366.04               |
| 291   | 27          | 27230       | aluminum casting                           | 0.1690              | 218.77               | 216.17               |
|   |             |             |  | <b>0.8854</b>       | <b>341.49</b>        | <b>337.44</b>        |
| <b>27 – Basic Metals – Group Index</b>                        |             |             |  | <b>119.9261</b>     | <b>184.20</b>        | <b>182.10</b>        |
| <b>28. Fabricated metal Products except machinery</b>         |             |             |  |                     |                      |                      |
| <b>Manufacture of structural metal products</b>               |             |             |  |                     |                      |                      |
| 292   | 28          | 28111       | shutter gate, steel                        | 0.1387              | 261.13               | 258.29               |
| 293   | 28          | 28112       | fabricated metal products                  | 2.3156              | 218.60               | 216.22               |
|   |             |             |  | <b>2.4543</b>       | <b>221.00</b>        | <b>218.60</b>        |
| <b>Manufacture of steam generators</b>                        |             |             |  |                     |                      |                      |
| 294   | 28          | 28131       | Solar hot water system                     | 0.0399              | 252.67               | 249.92               |
|   |             |             |  | <b>0.0399</b>       | <b>252.67</b>        | <b>249.92</b>        |
| <b>Forging, pressing stamping &amp; roll-forming of metal</b> |             |             |  |                     |                      |                      |
| 295   | 28          | 28910       | forged centre rings                        | 0.7905              | 210.02               | 206.51               |
| 296   | 28          | 28910       | electrical stamping lamination             | 0.3832              | 247.89               | 243.75               |
|   |             |             |  | <b>1.1737</b>       | <b>222.39</b>        | <b>218.67</b>        |
| <b>Manufacture of hand tools &amp; general hardware</b>       |             |             |  |                     |                      |                      |
| 297   | 28          | 28932       | metal cutting tools & accessories          | 0.0516              | 314.24               | 308.99               |
| 298   | 28          | 28939       | tools                                      | 3.0936              | 185.99               | 182.88               |
| 299   | 28          | 28939       | special purpose machine, others            | 0.6773              | 169.31               | 166.48               |
| 300   | 28          | 28939       | press tools                                | 0.4952              | 175.31               | 172.38               |
| 301   | 28          | 28939       | jigs and fixtures                          | 0.2563              | 174.90               | 171.97               |
| 302   | 28          | 28939       | turbines, steam                            | 0.2076              | 171.78               | 168.91               |
| 303   | 28          | 28939       | diamond tools                              | 0.0618              | 358.60               | 352.61               |
| 304   | 28          | 28939       | hacksaw                                    | 0.0244              | 163.72               | 160.98               |

***STATEMENT – IV***  
**Index of Industrial Production Manufacturing Sector**  
**Weighting Diagram Major Group (5-Digit) Level**

**Base year 2004-05**

| Sl. No  | NIC-2004 2d | NIC-2004 5d | Description                              | Weight calculations | Index September 2015 | Index September 2014 |
|---|-------------|-------------|--|---------------------|----------------------|----------------------|
|   |             |             |  | <b>4.8677</b>       | <b>184.83</b>        | <b>181.74</b>        |
| <b>Manufacture of other fabricated metal products</b>               |             |             |  |                     |                      |                      |
| 305   | 28          | 28991       | plates/flats/sheet etc., stainless steel | 0.8634              | 333.21               | 327.65               |
| 306   | 28          | 28991       | fasteners (excl. zip-fastener)           | 0.5389              | 235.18               | 231.25               |
| 307   | 28          | 28991       | springs/coil, tension, steel             | 0.4406              | 140.55               | 138.20               |
| 308   | 28          | 28991       | spring, iron/steel                       | 0.1849              | 155.61               | 153.01               |
| 309   | 28          | 28991       | capacitor, metalised poly, film          | 0.1145              | 170.50               | 167.65               |
| 310   | 28          | 28991       | keys, chains & rings                     | 0.0775              | 179.80               | 176.80               |
| 311   | 28          | 28992       | seals, aluminium                         | 0.4723              | 297.64               | 292.67               |
| 312   | 28          | 28992       | cabinet, iron/steel                      | 0.3422              | 236.70               | 232.75               |
| 313   | 28          | 28992       | bottle, aluminium                        | 0.2886              | 200.06               | 196.72               |
| 314   | 28          | 28992       | cans, aluminium                          | 0.1561              | 355.19               | 349.25               |
| 315   | 28          | 28992       | lids, metal                              | 0.0321              | 170.58               | 167.72               |
| 316   | 28          | 28996       | utensil, stainless steel                 | 0.0613              | 223.26               | 219.53               |
| 317   | 28          | 28996       | utensils, aluminium                      | 0.0514              | 176.60               | 173.64               |
| 318   | 28          | 28998       | fabricated products, others              | 0.7493              | 221.79               | 218.08               |
| 319   | 28          | 28999       | carburetors                              | 0.0700              | 183.78               | 180.71               |
| 320   | 28          | 28999       | hooks/eyes iron/steel                    | 0.0659              | 373.86               | 367.61               |
| 321   | 28          | 28999       | boxes, metal-others                      | 0.0315              | 300.35               | 295.33               |
|   |             |             |  | <b>4.5407</b>       | <b>245.51</b>        | <b>241.40</b>        |
| <b>28. Fabricated metal Products except machinery – Group Index</b> |             |             |  | <b>13.0763</b>      | <b>216.27</b>        | <b>212.90</b>        |
| <b>29 – Machinery &amp; Equipments</b>                              |             |             |  |                     |                      |                      |
| <b>Manufacture of pumps, compressors, taps and valves</b>           |             |             |  |                     |                      |                      |
| 322   | 29          | 29121       | pump hydraulic                           | 1.7264              | 337.10               | 316.52               |
| 323   | 29          | 29121       | hydraulic motor                          | 1.6221              | 204.29               | 191.82               |
| 324   | 29          | 29121       | pump, centrifugal with motor             | 1.3722              | 215.66               | 202.50               |
| 325   | 29          | 29121       | vacuum pumping system                    | 0.5833              | 211.48               | 198.57               |
| 326   | 29          | 29121       | pump sets without motor                  | 0.5506              | 374.71               | 351.84               |
| 327   | 29          | 29121       | piston & compressor                      | 0.4567              | 468.39               | 439.80               |
| 328   | 29          | 29121       | valves, high pressure                    | 0.3314              | 157.66               | 148.04               |
| 329   | 29          | 29121       | press, hydraulic                         | 0.3155              | 459.68               | 431.62               |
| 330   | 29          | 29121       | dampers                                  | 0.3147              | 192.47               | 180.72               |
|   |             |             |  | <b>7.2729</b>       | <b>276.46</b>        | <b>259.59</b>        |
| <b>Manufacture of bearings, gears</b>                               |             |             |  |                     |                      |                      |
| 331   | 29          | 29131       | bearing, ball/roller                     | 4.3354              | 163.58               | 152.88               |
| 332   | 29          | 29131       | bearing, non-ferrous metal               | 0.6084              | 217.00               | 202.80               |
|   |             |             |  | <b>4.9438</b>       | <b>170.15</b>        | <b>159.02</b>        |
| <b>Manufacture of ovens, furnaces and furnace burners</b>           |             |             |  |                     |                      |                      |
| 333   | 29          | 29142       | furnaces, industrial                     | 0.4877              | 454.27               | 426.54               |
| 334   | 29          | 29142       | burners/oven, industrial (electric)      | 0.3141              | 413.51               | 388.27               |
|   |             |             |  | <b>0.8018</b>       | <b>438.30</b>        | <b>411.55</b>        |
| <b>Manufacture of lifting &amp; handling equipment</b>              |             |             |  |                     |                      |                      |
| 335   | 29          | 29151       | hydraulic equipment                      | 0.1115              | 273.54               | 256.84               |
| 336   | 29          | 29151       | conveyor non-roller type                 | 0.0161              | 430.89               | 404.60               |

***STATEMENT – IV***  
**Index of Industrial Production Manufacturing Sector**  
**Weighting Diagram Major Group (5-Digit) Level**

**Base year 2004-05**

| Sl. No   | NIC-2004 2d | NIC-2004 5d | Description                           | Weight calculations | Index September 2015 | Index September 2014 |
|--|-------------|-------------|---------------------------------------|---------------------|----------------------|----------------------|
| 337  | 29          | 29151       | cranes                                | 0.0065              | 199.60               | 187.42               |
| 338  | 29          | 29151       | staking machine                       | 0.0041              | 193.16               | 181.37               |
|  |             |             |                                       | <b>0.1382</b>       | <b>285.99</b>        | <b>268.53</b>        |
| <b>Manufacture of other general purpose machinery</b>                    |             |             |                                       |                     |                      |                      |
| 339  | 29          | 29195       | wrapping machines                     | 0.1957              | 195.05               | 183.14               |
| 340  | 29          | 29196       | weigh bridges steel yard type         | 0.9686              | 196.15               | 184.18               |
| 341  | 29          | 29198       | heat exchanger                        | 1.1501              | 457.44               | 429.52               |
| 342  | 29          | 29198       | reactor                               | 0.2418              | 413.52               | 388.28               |
| 343  | 29          | 29199       | water pump assembly                   | 0.3235              | 198.65               | 186.53               |
| 344  | 29          | 29199       | Valve support                         | 0.3128              | 141.93               | 133.26               |
| 345  | 29          | 29199       | dice, iron/steel                      | 0.1902              | 390.64               | 366.80               |
| 346  | 29          | 29199       | air pollution control equipment       | 0.1000              | 155.49               | 146.00               |
|  |             |             |                                       | <b>3.4827</b>       | <b>302.29</b>        | <b>283.84</b>        |
| <b>Manufacture of Agricultural machinery</b>                             |             |             |                                       |                     |                      |                      |
| 347  | 29          | 29211       | ckd/skd agricultural machinery        | 0.6685              | 149.58               | 139.79               |
| 348  | 29          | 29214       | machinery, others                     | 1.6180              | 192.10               | 179.53               |
| 349  | 29          | 29219       | spares, agricultural machinery-others | 0.5204              | 177.41               | 165.80               |
|  |             |             |                                       | <b>2.8068</b>       | <b>179.25</b>        | <b>167.52</b>        |
| <b>Manufacture of machine tools</b>                                      |             |             |                                       |                     |                      |                      |
| 350  | 29          | 29221       | chucks collets & others               | 0.7663              | 167.60               | 157.37               |
| 351  | 29          | 29222       | centering & facing machine            | 1.6999              | 157.61               | 147.99               |
| 352  | 29          | 29222       | horizontal band saw machine           | 0.2275              | 199.78               | 187.59               |
| 353  | 29          | 29223       | carbide tipped tools                  | 0.6221              | 161.64               | 151.77               |
|  |             |             |                                       | <b>3.3157</b>       | <b>163.57</b>        | <b>153.59</b>        |
| <b>Manufacture of machinery for metallurgy</b>                           |             |             |                                       |                     |                      |                      |
| 354  | 29          | 29231       | foundry castings, foundry             | 0.1093              | 194.29               | 182.43               |
|  |             |             |                                       | <b>0.1093</b>       | <b>194.29</b>        | <b>182.43</b>        |
| <b>Manufacture of machinery for mining, quarrying &amp; construction</b> |             |             |                                       |                     |                      |                      |
| 355  | 29          | 29242       | drilling machines                     | 0.7806              | 184.86               | 173.57               |
| 356  | 29          | 29242       | Concrete vibrator & mixture           | 0.7710              | 160.84               | 151.03               |
| 357  | 29          | 29242       | air compressor                        | 0.4648              | 281.86               | 264.66               |
| 358  | 29          | 29242       | drill rods                            | 0.1580              | 221.01               | 207.52               |
| 359  | 29          | 29242       | paver                                 | 0.1348              | 164.42               | 154.39               |
| 360  | 29          | 29244       | excavator                             | 4.3228              | 233.32               | 219.08               |
| 361  | 29          | 29244       | earth moving machinery                | 4.0573              | 318.58               | 299.14               |
| 362  | 29          | 29244       | hydraulic pneumatic equipment         | 0.2236              | 430.31               | 404.05               |
| 363  | 29          | 29244       | elevators bucket                      | 0.1700              | 156.40               | 146.86               |
| 364  | 29          | 29244       | wind mill                             | 0.0837              | 145.90               | 137.00               |
| 365  | 29          | 29246       | materials handling equipment          | 0.9658              | 149.56               | 140.43               |
|  |             |             |                                       | <b>12.1323</b>      | <b>250.32</b>        | <b>235.05</b>        |
| <b>Manufacture of machinery food, beverage &amp; tobacco processing</b>  |             |             |                                       |                     |                      |                      |
| 366  | 29          | 29253       | rice mill machinery                   | 2.2719              | 187.65               | 176.20               |
| 367  | 29          | 29253       | flour mill machinery                  | 0.3463              | 162.84               | 152.90               |
| 368  | 29          | 29254       | bakery machine                        | 0.2300              | 161.91               | 152.03               |

***STATEMENT – IV***  
**Index of Industrial Production Manufacturing Sector**  
**Weighting Diagram Major Group (5-Digit) Level**

**Base year 2004-05**

| Sl. No   | NIC-2004 2d | NIC-2004 5d | Description                         | Weight calculations | Index September 2015 | Index September 2014 |
|--|-------------|-------------|-------------------------------------|---------------------|----------------------|----------------------|
| 369  | 29          | 29259       | filter housing                      | 0.8602              | 116.16               | 109.07               |
| 370  | 29          | 29259       | pressure vessels and tanks          | 0.7687              | 116.17               | 109.08               |
| 371  | 29          | 29259       | filtration system                   | 0.3596              | 105.21               | 98.79                |
| 372  | 29          | 29259       | fermenting equipment                | 0.2877              | 105.47               | 99.03                |
|  |             |             |                                     | <b>5.1243</b>       | <b>151.70</b>        | <b>142.44</b>        |
| <b>Manufacture of machinery for textile, apparels &amp; leather</b>  |             |             |                                     |                     |                      |                      |
| 373  | 29          | 29262       | textile/leather machinery           | 0.2203              | 183.31               | 172.12               |
| 374  | 29          | 29263       | ring spin frames & db frames        | 0.3684              | 355.85               | 334.13               |
| 375  | 29          | 29263       | ginning machinery parts             | 0.2323              | 204.69               | 192.20               |
| 376  | 29          | 29268       | tables & desks, iron/steel          | 0.7400              | 152.57               | 143.26               |
|  |             |             |                                     | <b>1.5610</b>       | <b>212.64</b>        | <b>199.66</b>        |
| <b>Manufacture of other special purpose machinery</b>                |             |             |                                     |                     |                      |                      |
| 377  | 29          | 29296       | cement machinery                    | 1.7062              | 315.24               | 296.00               |
| 378  | 29          | 29299       | filtration equipment                | 1.7943              | 163.39               | 153.42               |
| 379  | 29          | 29299       | die casting machine                 | 0.7948              | 290.44               | 272.72               |
| 380  | 29          | 29299       | parts, switch gears & control gears | 0.7578              | 342.46               | 321.55               |
|  |             |             |                                     | <b>5.0531</b>       | <b>261.50</b>        | <b>245.54</b>        |
| <b>Manufacture of domestic appliances</b>                            |             |             |                                     |                     |                      |                      |
| 381  | 29          | 29305       | solar power system                  | 2.9114              | 513.30               | 481.97               |
| 382  | 29          | 29305       | pressure cooker                     | 0.2831              | 200.79               | 188.54               |
| 383  | 29          | 29305       | solar lantern                       | 0.1273              | 192.93               | 181.16               |
| 384  | 29          | 29309       | utensils, others                    | 0.3780              | 48.75                | 45.78                |
|  |             |             |                                     | <b>3.6998</b>       | <b>430.90</b>        | <b>404.60</b>        |
| <b>29 – Machinery &amp; Equipments – Group Index</b>                 |             |             |                                     | <b>50.4417</b>      | <b>246.31</b>        | <b>243.77</b>        |
| <b>30. Office accounting &amp; Computing machinery</b>               |             |             |                                     |                     |                      |                      |
| <b>Office accounting &amp; Computing machinery</b>                   |             |             |                                     |                     |                      |                      |
| 385  | 30          | 30009       | computer other than pc              | 0.9796              | 231.12               | 227.48               |
| 386  | 30          | 30007       | printers, dot matrix                | 3.5048              | 189.92               | 186.93               |
| 387  | 30          | 30007       | software                            | 0.4648              | 230.63               | 227.00               |
| 388  | 30          | 30007       | printer line                        | 0.1998              | 203.98               | 200.77               |
| 389  | 30          | 30007       | computer (p.c.)                     | 0.0404              | 166.92               | 164.29               |
| 390  | 30          | 30008       | precision instrument box, others    | 0.9194              | 169.08               | 166.41               |
| 391  | 30          | 30009       | key boards                          | 0.3658              | 192.28               | 189.25               |
| 392  | 30          | 30009       | computer peripherals                | 0.3014              | 230.80               | 227.17               |
| 393  | 30          | 30009       | inverter                            | 0.2271              | 252.09               | 248.12               |
| 394  | 30          | 30009       | computer power supply system (smps) | 0.1701              | 190.46               | 187.46               |
|  |             |             |                                     | <b>7.1733</b>       | <b>199.59</b>        | <b>196.45</b>        |
| <b>30. Office accounting &amp; Computing machinery – Group Index</b> |             |             |                                     | <b>7.1733</b>       | <b>199.59</b>        | <b>196.45</b>        |
| <b>31 – Electrical machinery &amp; Apparatus</b>                     |             |             |                                     |                     |                      |                      |
| <b>Manufacture of Electric motors, generators &amp; transformers</b> |             |             |                                     |                     |                      |                      |
| 395  | 31          | 31102       | radiator & coolers                  | 0.2811              | 207.32               | 203.66               |
| 396  | 31          | 31102       | bush, metal-others                  | 0.1403              | 209.45               | 205.74               |
| 397  | 31          | 31102       | line traps                          | 0.0786              | 231.62               | 227.52               |

***STATEMENT – IV***  
**Index of Industrial Production Manufacturing Sector**  
**Weighting Diagram Major Group (5-Digit) Level**

**Base year 2004-05**

| Sl. No   | NIC-2004 2d | NIC-2004 5d | Description                           | Weight calculations | Index September 2015 | Index September 2014 |
|--|-------------|-------------|---------------------------------------|---------------------|----------------------|----------------------|
| 398  | 31          | 31102       | coupling                              | 0.0780              | 241.88               | 237.61               |
| 399  | 31          | 31103       | a.c.motor                             | 0.8018              | 320.90               | 315.23               |
| 400  | 31          | 31103       | d.c.motor                             | 0.3910              | 238.13               | 233.92               |
| 401  | 31          | 31104       | ups, solid state                      | 4.6841              | 185.76               | 182.48               |
| 402  | 31          | 31104       | converter                             | 0.1275              | 256.28               | 251.75               |
| 403  | 31          | 31109       | alternators without engine            | 1.1697              | 257.56               | 253.00               |
|  |             |             |                                       | <b>7.7523</b>       | <b>216.61</b>        | <b>212.78</b>        |
| <b>Manufacture of control operators</b>                          |             |             |                                       |                     |                      |                      |
| 404  | 31          | 31200       | control equipment                     | 6.0522              | 257.67               | 253.61               |
| 405  | 31          | 31200       | control panel bus ducts               | 2.7588              | 197.88               | 194.76               |
| 406  | 31          | 31200       | Air break switches/circuit breaker    | 1.4775              | 174.50               | 171.75               |
| 407  | 31          | 31200       | relay/contacter                       | 1.4403              | 248.87               | 244.95               |
| 408  | 31          | 31200       | distribution boards                   | 1.3774              | 147.86               | 145.53               |
| 409  | 31          | 31200       | super heater and econooiser           | 1.2168              | 186.39               | 183.46               |
| 410  | 31          | 31200       | elec. switch gears & control /starter | 1.1495              | 141.57               | 139.34               |
| 411  | 31          | 31200       | power capacitors                      | 0.9561              | 156.25               | 153.78               |
| 412  | 31          | 31200       | switch gears & control gears          | 0.7583              | 201.98               | 198.80               |
| 413  | 31          | 31200       | control panel                         | 0.5991              | 198.21               | 195.09               |
| 414  | 31          | 31200       | insulation board                      | 0.1261              | 196.69               | 193.59               |
| 415  | 31          | 31200       | switch board, electrical              | 0.0880              | 179.04               | 176.22               |
|  |             |             |                                       | <b>18.0001</b>      | <b>209.81</b>        | <b>206.51</b>        |
| <b>Manufacture of Insulated wire &amp; cables</b>                |             |             |                                       |                     |                      |                      |
| 416  | 31          | 31300       | insulated cables, rubber              | 1.7069              | 277.84               | 272.66               |
| 417  | 31          | 31300       | electrical wire & caables             | 0.3359              | 249.84               | 245.18               |
| 418  | 31          | 31300       | wire black                            | 0.2645              | 128.16               | 125.78               |
| 419  | 31          | 31300       | wire, copper coated/enamled           | 0.2453              | 149.38               | 146.59               |
| 420  | 31          | 31300       | cable, pvc insulated                  | 0.1709              | 186.16               | 182.69               |
| 421  | 31          | 31300       | conductor, aluminium                  | 0.1385              | 143.03               | 140.36               |
| 422  | 31          | 31300       | wires, pvc coated                     | 0.0951              | 188.00               | 184.50               |
| 423  | 31          | 31300       | xipe cable                            | 0.0764              | 129.13               | 126.72               |
|  |             |             |                                       | <b>1.3873</b>       | <b>233.42</b>        | <b>229.06</b>        |
| <b>Manufacture of primary cells &amp; batteries</b>              |             |             |                                       |                     |                      |                      |
| 424  | 31          | 31402       | batteries                             | 1.3873              | 193.65               | 190.04               |
| 425  | 31          | 31402       | battery dry cells                     | 1.2712              | 147.80               | 145.05               |
| 426  | 31          | 31402       | sheets, others                        | 0.7040              | 136.37               | 133.83               |
|  |             |             |                                       | <b>3.3626</b>       | <b>164.32</b>        | <b>161.76</b>        |
| <b>Manufacture of other electrical lamps, lighting equipment</b> |             |             |                                       |                     |                      |                      |
| 427  | 31          | 31503       | fluorescent tubes                     | 0.5648              | 210.51               | 206.59               |
|  |             |             |                                       | <b>0.5648</b>       | <b>210.51</b>        | <b>206.59</b>        |
| <b>Manufacture of other electrical equipment</b>                 |             |             |                                       |                     |                      |                      |
| 428  | 31          | 31901       | commutator                            | 0.1450              | 210.43               | 206.50               |
| 429  | 31          | 31908       | welding rods                          | 0.1376              | 228.41               | 224.16               |
| 430  | 31          | 31909       | ballast/chokes                        | 0.2404              | 237.13               | 232.70               |
| 431  | 31          | 31909       | light fixtures                        | 0.1811              | 161.62               | 158.60               |
|  |             |             |                                       | <b>0.7041</b>       | <b>210.50</b>        | <b>206.83</b>        |
| <b>31 – Electrical machinery &amp; Apparatus – Group Index</b>   |             |             |                                       | <b>33.4176</b>      | <b>208.98</b>        | <b>205.46</b>        |
| <b>32 . Television &amp; Communication equipments</b>            |             |             |                                       |                     |                      |                      |

***STATEMENT – IV***  
**Index of Industrial Production Manufacturing Sector**  
**Weighting Diagram Major Group (5-Digit) Level**

**Base year 2004-05**

| Sl. No   | NIC-2004 2d | NIC-2004 5d | Description                               | Weight calculations | Index September 2015 | Index September 2014 |
|--|-------------|-------------|---|---------------------|----------------------|----------------------|
| <b>Manufacture of Electronic valves and tubes</b>                                    |             |             |   |                     |                      |                      |
| 432  | 32          | 32104       | cable boxes                               | 0.5693              | 202.46               | 194.68               |
| 433  | 32          | 32104       | meter, electric-others                    | 0.0692              | 313.79               | 301.72               |
| 434  | 32          | 32109       | transformer                               | 4.5734              | 224.80               | 216.16               |
| 435  | 32          | 32109       | cable jointing kits                       | 2.2364              | 178.06               | 171.21               |
| 436  | 32          | 32109       | connectors/plugs/sockets/holders-electric | 1.6072              | 179.98               | 173.06               |
| 437  | 32          | 32109       | switch (on/off, volume control)           | 0.4145              | 233.41               | 224.43               |
| 438  | 32          | 32109       | paper, laminated                          | 0.0937              | 372.08               | 357.77               |
|  |             |             |   | <b>9.5638</b>       | <b>207.47</b>        | <b>199.49</b>        |
| <b>Manufacture of Television &amp; apparatus for line telephony &amp; telegraphy</b> |             |             |   |                     |                      |                      |
| 439  | 32          | 32204       | Electronic controller                     | 2.4815              | 176.02               | 169.25               |
| 440  | 32          | 32301       | t.boxes(apparatus for telephony)          | 1.7282              | 167.85               | 161.39               |
| 441  | 32          | 32204       | dish antena                               | 1.1185              | 251.10               | 241.45               |
| 442  | 32          | 32204       | channel separator-telcom                  | 0.6060              | 191.30               | 183.94               |
| 443  | 32          | 32204       | hand set, telephone                       | 0.4445              | 163.00               | 156.73               |
| 444  | 32          | 32204       | ckd/std telephony components              | 0.3828              | 181.06               | 174.10               |
| 445  | 32          | 32204       | satellite communication equipments        | 0.1383              | 122.51               | 117.80               |
| 446  | 32          | 32209       | telegraphic equipment                     | 1.4287              | 131.44               | 126.38               |
| 447  | 32          | 32209       | rod, glass                                | 0.9400              | 169.22               | 162.71               |
| 448  | 32          | 32209       | terminal cord                             | 0.5419              | 169.18               | 162.67               |
| 449  | 32          | 32209       | cable, steel                              | 0.1566              | 133.65               | 128.51               |
|  |             |             |   | <b>9.9668</b>       | <b>174.76</b>        | <b>168.04</b>        |
| <b>Manufacture of Television &amp; Video recording or reproducing apparatus</b>      |             |             |   |                     |                      |                      |
| 450  | 32          | 32301       | printed circuit plate/board(pcb)          | 4.2555              | 265.85               | 254.41               |
| 451  | 32          | 32301       | t.v.set(colour)                           | 0.8992              | 345.79               | 330.90               |
| 452  | 32          | 32301       | compressors                               | 0.2197              | 147.11               | 140.77               |
| 453  | 32          | 32301       | refrigerators ex.deep freezer             | 0.1892              | 149.36               | 142.93               |
| 454  | 32          | 32301       | washing machines / laundry mach           | 0.0808              | 131.72               | 126.94               |
| 455  | 32          | 32309       | speaker cone, dust cap spider             | 0.0326              | 149.55               | 143.11               |
|  |             |             |   | <b>5.6770</b>       | <b>267.46</b>        | <b>255.94</b>        |
| <b>32 . Television &amp; Communication equipments – Group Index</b>                  |             |             |   | <b>25.2076</b>      | <b>210.96</b>        | <b>202.57</b>        |
| <b>33. Medical, Optical Instruments &amp; Watches</b>                                |             |             |   |                     |                      |                      |
| <b>Manufacture of Medical appliances &amp; Instruments</b>                           |             |             |   |                     |                      |                      |
| 456  | 33          | 33111       | operation & examination tables            | 6.1404              | 135.27               | 133.14               |
| 457  | 33          | 33111       | generator/alternator                      | 5.1064              | 91.86                | 90.42                |
| 458  | 33          | 33111       | x-ray equipment                           | 3.8330              | 205.36               | 202.13               |
| 459  | 33          | 33111       | sensors                                   | 0.3942              | 106.95               | 105.27               |
| 460  | 33          | 33112       | hospital furniture                        | 0.1943              | 135.14               | 133.02               |
| 461  | 33          | 33112       | meter assembly                            | 0.1164              | 199.42               | 196.28               |
| 462  | 33          | 33112       | bone instruments                          | 0.0726              | 20.74                | 20.42                |
| 463  | 33          | 33119       | optic set for stereo microscope           | 1.8620              | 112.80               | 111.02               |
| 464  | 33          | 33119       | h i v testing kits                        | 0.6003              | 103.57               | 101.94               |
|  |             |             |   | <b>18.3196</b>      | <b>133.86</b>        | <b>131.75</b>        |
| <b>Manufacture of instruments for measuring, checking,</b>                           |             |             |   |                     |                      |                      |

***STATEMENT – IV***  
**Index of Industrial Production Manufacturing Sector**  
**Weighting Diagram Major Group (5-Digit) Level**

**Base year 2004-05**

| Sl. No  | NIC-2004 2d | NIC-2004 5d | Description                                    | Weight calculations | Index September 2015 | Index September 2014 |
|---|-------------|-------------|--|---------------------|----------------------|----------------------|
| <b>testing</b>  |             |             |  |                     |                      |                      |
| 465   | 33          | 33130       | thermister                                     | 1.5818              | 108.87               | 107.16               |
| 466   | 33          | 33129       | gauges   | 0.1652              | 108.33               | 106.63               |
|   |             |             |  | <b>1.7471</b>       | <b>108.82</b>        | <b>107.11</b>        |
| <b>Manufacture of industrial process control equipment</b>                    |             |             |  |                     |                      |                      |
| 467   | 33          | 33130       | cylinder                                       | 3.3962              | 383.35               | 377.32               |
| 468   | 33          | 33130       | operating system                               | 0.1742              | 174.28               | 171.53               |
| 469   | 33          | 33130       | tubes (collapsible), iron/steel                | 0.1649              | 128.56               | 126.54               |
|   |             |             |  | <b>3.7353</b>       | <b>362.36</b>        | <b>356.65</b>        |
| <b>Manufacture of Optical Instruments &amp; Photographic</b>                  |             |             |  |                     |                      |                      |
| 470   | 33          | 33201       | Lens, ophthalmic                               | 11.3081             | 214.70               | 208.31               |
|   |             |             |  | <b>11.3081</b>      | <b>214.70</b>        | <b>208.31</b>        |
| <b>Manufacture of watches &amp; clocks</b>                                    |             |             |  |                     |                      |                      |
| 471   | 33          | 33301       | watch, scientific/mechanical                   | 0.3189              | 102.49               | 100.87               |
| 472   | 33          | 33302       | cases, watch                                   | 0.3557              | 240.67               | 236.88               |
| 473   | 33          | 33302       | pinions  | 0.2689              | 110.53               | 108.79               |
|   |             |             |  | <b>0.9435</b>       | <b>156.88</b>        | <b>154.41</b>        |
| <b>33. Medical, Optical Instruments &amp; Watches – Group Index</b>           |             |             |  | <b>36.0535</b>      | <b>182.27</b>        | <b>178.46</b>        |
| <b>34 – Motor vehicles, trailers and semi-trailers</b>                        |             |             |  |                     |                      |                      |
| <b>Manufacture of Motor vehicles</b>  |             |             |  |                     |                      |                      |
| 474   | 34          | 34102       | tractors                                       | 1.5557              | 220.37               | 216.47               |
| 475   | 34          | 34102       | chassis assembled with engine for bus/mini bus | 0.7962              | 194.08               | 190.64               |
| 476   | 34          | 34103       | light motor vehicles-others                    | 16.7828             | 210.09               | 206.37               |
| 477   | 34          | 34107       | Valves, industrial                             | 1.7218              | 163.68               | 160.78               |
|   |             |             |  | <b>20.8564</b>      | <b>206.41</b>        | <b>202.76</b>        |
| <b>Manufacture of bodies for motor vehicles, trailers &amp; semi-trailers</b> |             |             |  |                     |                      |                      |
| 478   | 34          | 34201       | mini bus body                                  | 0.5215              | 191.31               | 190.73               |
|   |             |             |  | <b>0.5215</b>       | <b>191.31</b>        | <b>190.73</b>        |
| <b>Manufacture of Parts &amp; accessories for motor vehicles</b>              |             |             |  |                     |                      |                      |
| 479   | 34          | 34300       | pumps, injection                               | 7.2415              | 175.76               | 172.32               |
| 480   | 34          | 34300       | seat assembly, rubber                          | 3.9995              | 222.58               | 218.22               |
| 481   | 34          | 34300       | rear axle                                      | 3.7844              | 416.32               | 408.16               |
| 482   | 34          | 34300       | machine tool & accessories-others              | 3.4756              | 255.98               | 250.96               |
| 483   | 34          | 34300       | piston rings                                   | 3.2363              | 216.56               | 212.32               |
| 484   | 34          | 34300       | engine assembly                                | 1.6833              | 268.72               | 263.45               |
| 485   | 34          | 34300       | heating elements                               | 1.1726              | 251.13               | 246.20               |
| 486   | 34          | 34300       | gear   | 1.0532              | 414.83               | 406.69               |
| 487   | 34          | 34300       | gear boxes                                     | 0.5818              | 156.18               | 153.12               |
| 488   | 34          | 34300       | gear, stg                                      | 0.5700              | 167.62               | 164.33               |
| 489   | 34          | 34300       | valve, release                                 | 0.3613              | 305.81               | 299.82               |
| 490   | 34          | 34300       | cylinder liners                                | 0.7642              | 185.38               | 181.74               |
| 491   | 34          | 34300       | roller for conveyer                            | 0.7311              | 202.84               | 198.86               |



***STATEMENT – IV***  
**Index of Industrial Production Manufacturing Sector**  
**Weighting Diagram Major Group (5-Digit) Level**

**Base year 2004-05**

| Sl. No   | NIC-2004 2d | NIC-2004 5d | Description                             | Weight calculations | Index September 2015 | Index September 2014 |
|--|-------------|-------------|---|---------------------|----------------------|----------------------|
| 492  | 34          | 34300       | spring steel wire/leaves                | 0.6979              | 173.88               | 170.47               |
| 493  | 34          | 34300       | moulds and dies, metal                  | 0.6185              | 353.47               | 346.54               |
| 494  | 34          | 34300       | seal ring                               | 0.4843              | 325.03               | 318.65               |
| 495  | 34          | 34300       | motor, vehicle, non-conventional energy | 0.4680              | 167.50               | 164.21               |
| 496  | 34          | 34300       | special purpose vehicles                | 0.4074              | 171.64               | 168.28               |
| 497  | 34          | 34300       | needle stainless steel                  | 0.3509              | 168.03               | 164.73               |
| 498  | 34          | 34300       | mats, cloth                             | 0.2939              | 388.68               | 381.06               |
| 499  | 34          | 34300       | frame, steel-not for doors/windows      | 0.2710              | 282.84               | 277.30               |
| 500  | 34          | 34300       | automobile rubber paddings              | 0.2598              | 230.71               | 226.19               |
| 501  | 34          | 34300       | packing machine                         | 0.2290              | 181.82               | 178.25               |
| 502  | 34          | 34300       | fuel hose & pipes auto                  | 0.1684              | 165.93               | 162.67               |
|  |             |             |   | <b>32.9038</b>      | <b>246.92</b>        | <b>242.08</b>        |
| <b>34 – Motor vehicles, trailers and semi-trailers - Group Index</b> |             |             |   | <b>54.2817</b>      | <b>230.82</b>        | <b>226.48</b>        |
| <b>35 – Other Transport equipment</b>                                |             |             |   |                     |                      |                      |
| <b>Manufacture of Motorcycles</b>                                    |             |             |   |                     |                      |                      |
| 503  | 35          | 35912       | motor cycle                             | 3.5431              | 190.52               | 186.42               |
| 504  | 35          | 35912       | mopeds                                  | 2.6257              | 236.78               | 231.69               |
| 505  | 35          | 35914       | fuel filters                            | 0.6967              | 226.40               | 221.52               |
| 506  | 35          | 35914       | valves, control                         | 0.2563              | 347.18               | 339.71               |
| 507  | 35          | 35914       | rims                                    | 0.2224              | 233.90               | 228.87               |
| 508  | 35          | 35914       | regulator                               | 0.1677              | 219.48               | 214.76               |
| 509  | 35          | 35914       | chain wheel                             | 0.1227              | 190.42               | 186.32               |
| 510  | 35          | 35914       | valves, non-electric, others            | 0.1069              | 212.62               | 208.04               |
| 511  | 35          | 35914       | relay plates                            | 0.0653              | 199.40               | 195.11               |
| 512  | 35          | 35914       | injector assembly                       | 0.0455              | 185.80               | 181.80               |
| 513  | 35          | 35919       | bracket                                 | 0.0281              | 202.11               | 197.76               |
|  |             |             |   | <b>7.8805</b>       | <b>216.43</b>        | <b>211.77</b>        |
| <b>Manufacture of other transport equipment</b>                      |             |             |   |                     |                      |                      |
| 514  | 35          | 35999       | shafts, all kinds                       | 0.2992              | 313.08               | 306.34               |
| 515  | 35          | 35999       | steering gear control system            | 0.0165              | 278.37               | 272.38               |
| 516  | 35          | 35999       | Horn, auto                              | 0.0127              | 211.15               | 206.61               |
|  |             |             |   | <b>0.3284</b>       | <b>307.39</b>        | <b>300.77</b>        |
| <b>35 – Other Transport equipment – Group Index</b>                  |             |             |   | <b>8.2089</b>       | <b>220.07</b>        | <b>215.33</b>        |
| <b>36 - Furniture</b>  |             |             |   |                     |                      |                      |
| <b>Manufacture of furniture</b>                                      |             |             |   |                     |                      |                      |
| 517  | 36          | 36101       | wooden doors/windows                    | 0.4556              | 188.09               | 184.04               |
| 518  | 36          | 36102       | chair, steel                            | 0.1239              | 210.63               | 206.10               |
| 519  | 36          | 36104       | mattress, coir                          | 1.6461              | 263.59               | 257.91               |
| 520  | 36          | 36104       | mattresses, foam and rubber             | 0.2671              | 168.16               | 164.54               |
| 521  | 36          | 36109       | steel furniture (others)                | 0.3357              | 162.45               | 158.96               |
|  |             |             |   | <b>2.8284</b>       | <b>228.09</b>        | <b>223.18</b>        |
| <b>Manufacture of jewellery &amp; related articles</b>               |             |             |   |                     |                      |                      |
| 522  | 36          | 36911       | gold chain                              | 3.9216              | 174.15               | 170.40               |
|  |             |             |   | <b>3.9216</b>       | <b>174.15</b>        | <b>170.40</b>        |
| <b>Manufacture of other products</b>                                 |             |             |   |                     |                      |                      |

***STATEMENT – IV***  
**Index of Industrial Production Manufacturing Sector**  
**Weighting Diagram Major Group (5-Digit) Level**

**Base year 2004-05**

| Sl. No                              | NIC-2004 2d | NIC-2004 5d | Description                    | Weight calculations | Index September 2015 | Index September 2014 |
|-------------------------------------|-------------|-------------|--------------------------------|---------------------|----------------------|----------------------|
| 523                                 | 36          | 36999       | hair, human & articles thereof | 13.2070             | 143.99               | 142.28               |
|                                     |             |             |                                | <b>13.2070</b>      | <b>143.99</b>        | <b>140.87</b>        |
| <b>36 – Furniture – Group Index</b> |             |             |                                | <b>19.9570</b>      | <b>161.83</b>        | <b>159.27</b>        |
| <b>General Index</b>                |             |             |                                | <b>811.3591</b>     | <b>192.91</b>        | <b>188.04</b>        |

***STATEMENT – V***  
***Electricity Sector***  
***Base Year 2004-05***

| Sl.No | Item Description          | Weights | July – Sept 2015 | July – Sept 2014 | % Growth rate over July – Sept 2014 |
|-------|---------------------------|---------|------------------|------------------|-------------------------------------|
| 1     | Central Electricity Board | 118.81  | 192.15           | 185.75           | 3.45                                |